

# ANZ-Roy Morgan Australian Consumer Confidence Media Release

22 January 2019



This is not personal advice. It does not consider your objectives or circumstances. Please refer to the Important Notice.

#### Contributors

**Shaurya Mishra**  
**Junior Economist**  
 +91 80 6795 0463  
[shaurya.mishra@anz.com](mailto:shaurya.mishra@anz.com)

#### David Plank

**Head of Australian Economics**  
 +61 2 8037 0029  
[david.plank@anz.com](mailto:david.plank@anz.com)

**Follow us on Twitter**  
[@ANZ\\_Research](https://twitter.com/ANZ_Research)

#### Contact

[research@anz.com](mailto:research@anz.com)

Series available at

#### Bloomberg

AU: ALLX AUANZ <GO>  
 NZ: ALLX NZANZ <GO>

Previous reports available to subscribers on [ANZ Live](#)

## A down-up-down start to 2019

- ANZ-Roy Morgan Australian Consumer Confidence was down 0.9% last week, giving back much of the prior week's gain. The overall index is still above its starting point for 2019, though it is almost 5% lower than its average for January 2018.
- Financial conditions declined, with current and future financial conditions falling by 0.3% and 2.4% respectively. Both indices are around the levels seen this time last year and above long-run averages.
- Economic conditions were mixed, with current economic conditions gaining 3.4% while future economic conditions fell 0.7%. These indices are 6–8% below the levels that prevailed in January 2018.
- The 'time to buy a household item' index fell 3.2%. Four-week moving average inflation expectations declined by 0.1ppt to 4.2%.

### ANZ-Roy Morgan Consumer Confidence and inflation expectations

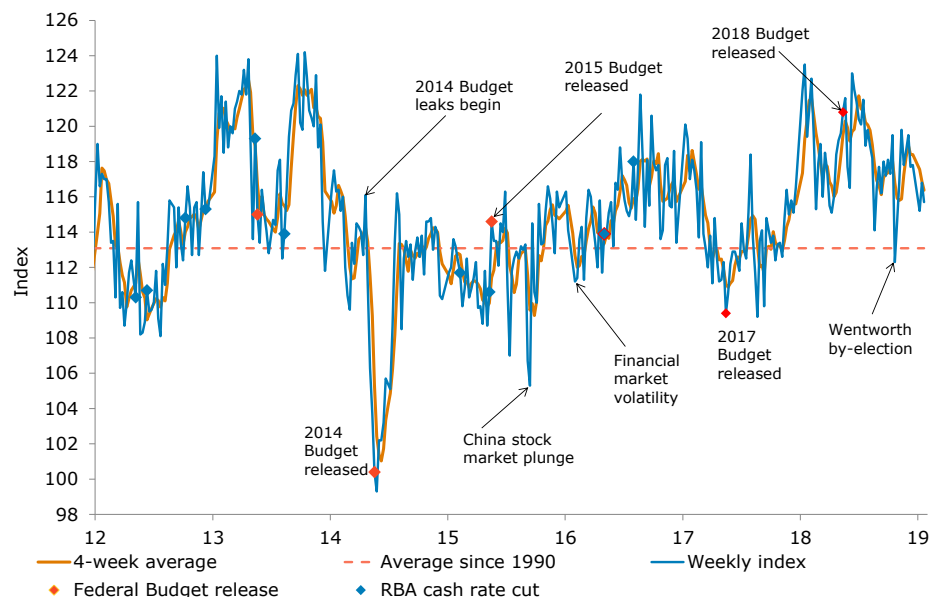
Last week (19–20 Jan)	Weekly change, %	Four-week average	Monthly average since 1990	Inflation expectations (four-week ma)
115.7	-0.9%	116.4	113.1	4.2%

Data collected last weekend (Saturday and Sunday), based on around 1,000 face-to-face interviews. Not seasonally adjusted. Further data history on page 6.

### ANZ's Head of Australian Economics, David Plank, commented:

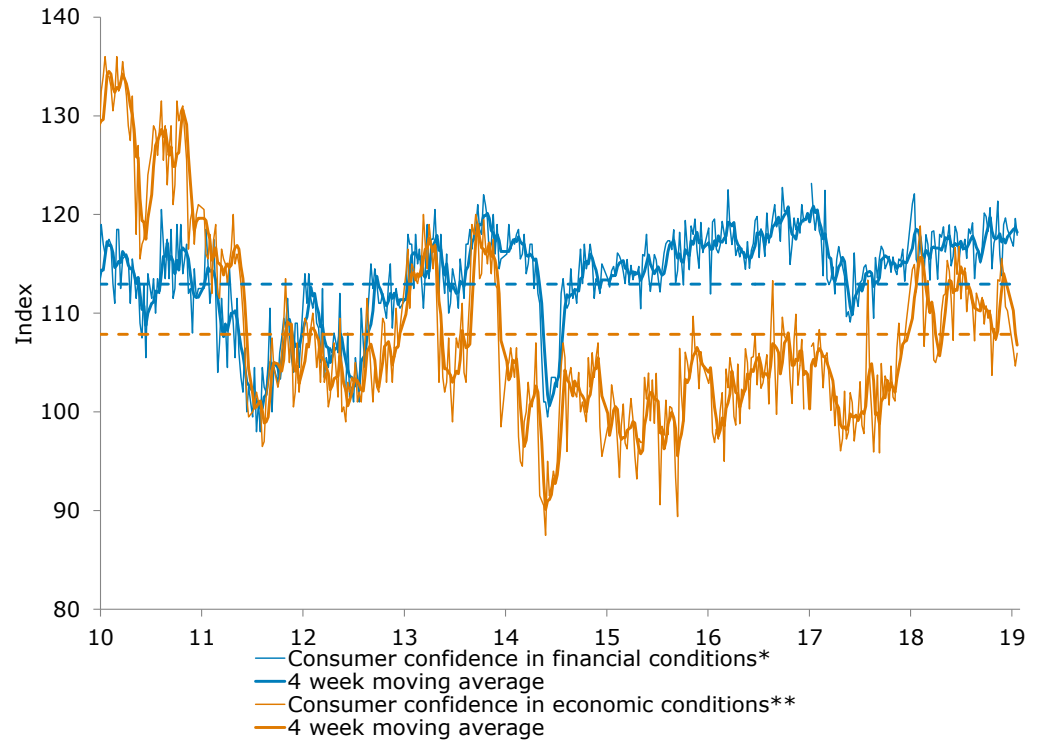
"It has been a volatile start to the year for consumer sentiment, with the index displaying a down-up-down pattern, though encouragingly it remains above the long-run average. The global news is not helping, with China slowing and political developments in the UK and US dispiriting. Domestically the focus remains on the weak housing market, though as we noted in Friday's Australian Macro Weekly the evidence of a wider negative impact is still quite limited. Employment will be the key domestic data event this week."

### Consumer confidence starts the year in a volatile fashion





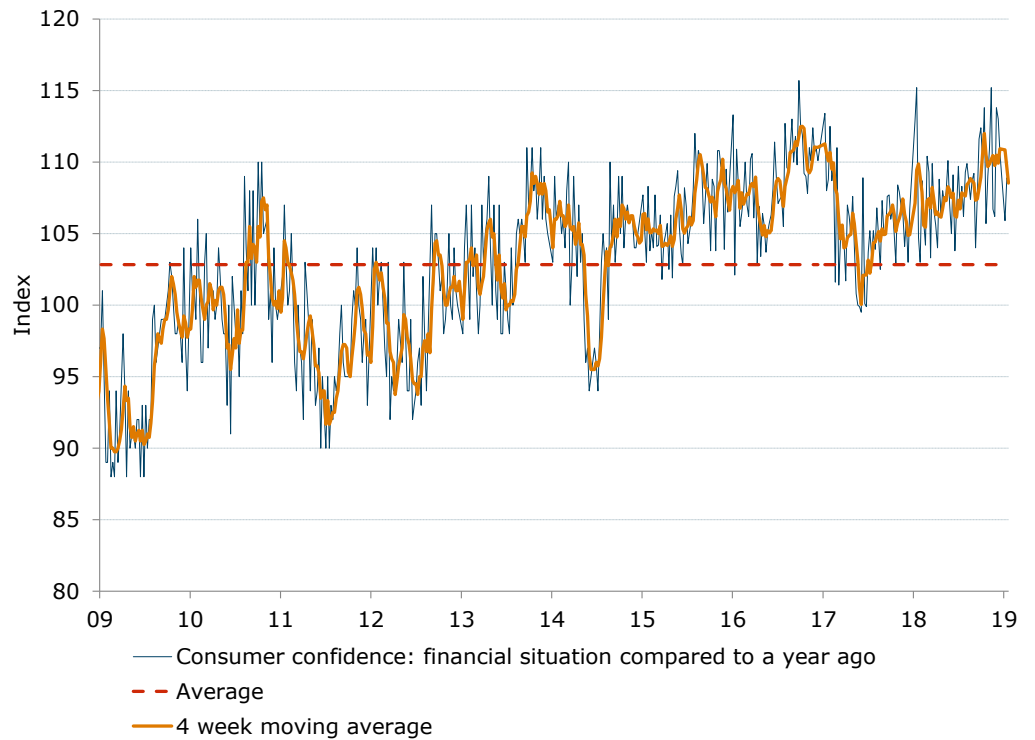
**Figure 1. Divergence in economic and financial sentiment**



Source: ANZ-Roy Morgan

Note: Financial conditions index is an average of 'financial situation compared to a year ago' and 'financial situation next year' sub-indices. Economic conditions index is an average of 'economic conditions in 12 months' and 'economic conditions in five years' sub-indices.

**Figure 2. Sentiment towards current finances down but still healthy**



Source: ANZ-Roy Morgan

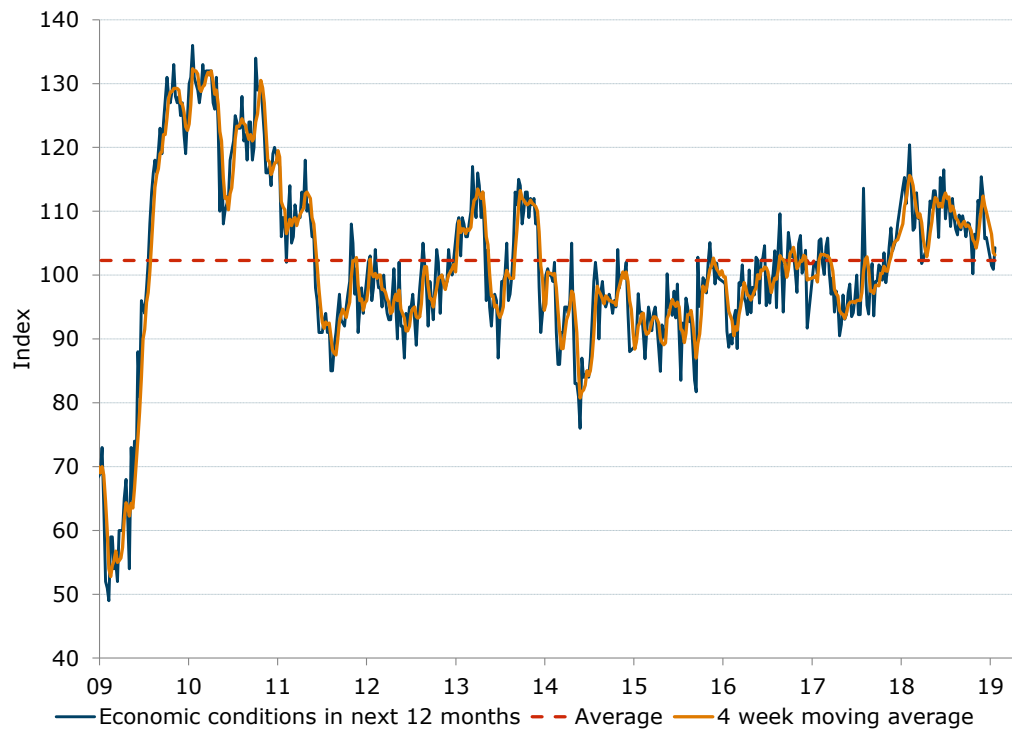


**Figure 3. Dip in the views towards future financial conditions**



Source: ANZ-Roy Morgan

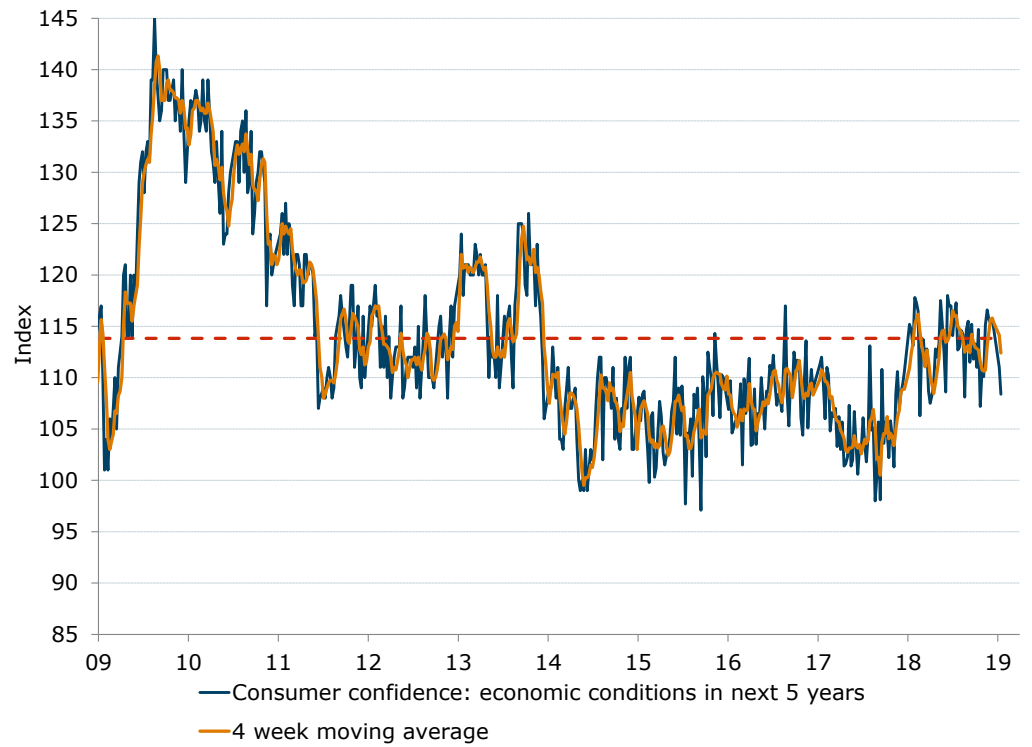
**Figure 4. Sentiment towards current economic conditions slightly above average**



Source: ANZ-Roy Morgan

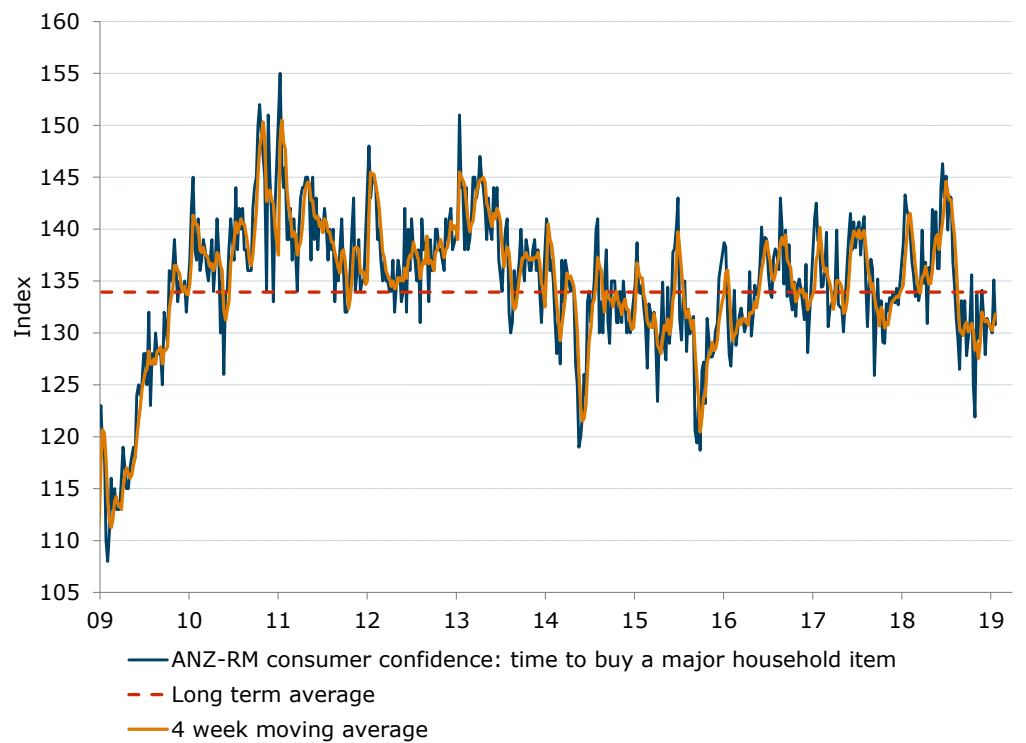


Figure 5. Future economic conditions on a declining mode



Source: ANZ-Roy Morgan

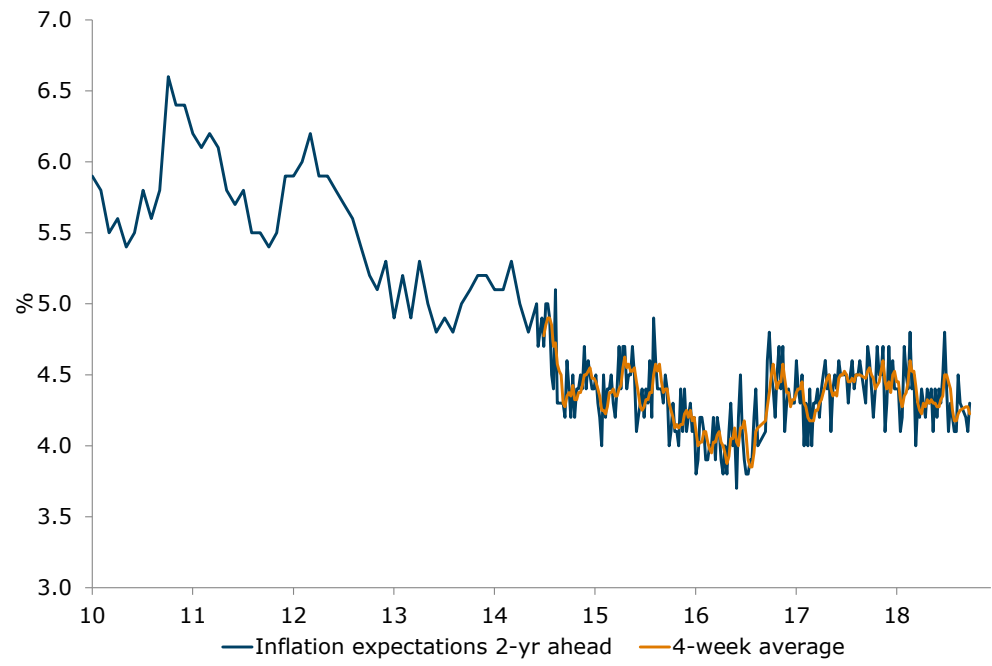
Figure 6. The 'time to buy a household item' exhibiting see-saw pattern



Source: ANZ-Roy Morgan



**Figure 7. Four-week moving average inflation expectations at 4.2%**



\* Data from Oct-2014 is weekly.  
Data prior to that is monthly.

Source: ANZ-Roy Morgan



## Data table

**Table 1. ANZ-Roy Morgan Australian Consumer Confidence**

	Headline index		Subindices				Inflation Expectations	
	Last week	4-week moving average	1. Financial situation compared to a year ago	2. Financial situation next year	3. Economic conditions next year	4. Economic conditions next 5 years	5. Time to buy a major household item	6. Inflation expectations 2-year ahead (%)
<b>Avg since 2001</b>	116	-	103	124	105	114	135	-
<b>2011 avg</b>	114	-	97	117	101	116	140	6.0
<b>2012 avg</b>	113	-	99	118	97	113	138	5.8
<b>2013 avg</b>	119	-	104	128	106	118	139	5.0
<b>2014 avg</b>	111	-	104	121	94	106	132	4.9
<b>2015 avg</b>	112	-	107	124	94	106	131	4.4
<b>2016 avg</b>	115	-	109	127	99	108	134	4.1
<b>2017 avg</b>	114	-	105	124	100	105	135	4.4
<b>5-Nov-17</b>	112.6	112.9	107.9	120.9	100.9	101.3	132.1	4.3
<b>12-Nov-17</b>	114.8	113.5	106.9	120.9	104.4	108.4	133.4	4.5
<b>19-Nov-17</b>	116.4	114.3	106.5	124.5	107.4	110.6	133.1	4.6
<b>26-Nov-17</b>	115.0	114.7	104.1	126.5	103.8	107.0	133.8	4.4
<b>3-Dec-17</b>	115.8	115.5	105.9	127.1	104.7	108.5	132.9	4.5
<b>10-Dec-17</b>	115.1	115.6	103.0	123.5	105.6	109.4	134.3	4.5
<b>17-Dec-17</b>	116.5	115.6	106.7	124.1	108.1	110.6	132.7	4.6
<b>7-Jan-18</b>	122.0	117.4	112.9	129.3	113.7	115.2	138.6	4.3
<b>14-Jan-18</b>	123.5	119.3	115.2	129.0	115.3	114.6	143.3	4.7
<b>21-Jan-18</b>	119.4	120.4	104.7	126.2	111.2	113.1	141.9	4.6
<b>28-Jan-18</b>	120.9	121.5	103.0	126.8	115.6	117.8	141.3	4.4
<b>4-Feb-18</b>	122.7	121.6	108.7	127.5	120.4	117.3	139.5	4.2
<b>11-Feb-18</b>	119.5	120.6	105.9	125.2	113.2	116.5	136.9	4.4
<b>18-Feb-18</b>	115.3	119.6	104.2	123.6	107.0	106.3	135.6	4.7
<b>25-Feb-18</b>	117.9	118.9	110.4	125.5	107.4	112.7	133.5	4.5
<b>4-Mar-18</b>	119.0	117.9	109.3	124.6	112.9	113.7	134.4	4.5
<b>11-Mar-18</b>	116.0	117.1	103.3	123.4	108.9	111.5	133.1	4.7
<b>18-Mar-18</b>	118.5	117.9	109.9	126.6	109.2	112.8	134.2	4.1
<b>25-Mar-18</b>	117.4	117.7	106.5	130.2	101.8	108.7	139.9	4.3
<b>1-Apr-18</b>	115.5	116.9	105.6	127.2	102.5	107.5	134.8	4.7
<b>8-Apr-18</b>	115.1	116.6	104.0	122.9	103.4	108.3	136.8	4.4
<b>15-Apr-18</b>	116.0	116.0	108.8	127.2	103.9	109.3	130.9	4.6
<b>22-Apr-18</b>	118.4	116.3	106.2	129.2	107.4	112.8	136.3	4.4
<b>29-Apr-18</b>	119.2	117.2	108.0	129.5	111.6	112.0	135.1	4.4
<b>6-May-18</b>	119.6	118.3	107.1	125.3	110.6	113.3	141.9	4.4
<b>13-May-18</b>	120.8	119.5	107.9	127.1	113.20	117.5	138.1	4.1
<b>20-May-18</b>	121.6	120.3	110.1	127.8	113.20	115.3	141.7	4.2
<b>27-May-18</b>	117.7	119.9	107.1	122.5	110.5	112.4	136.2	4.7
<b>3-Jun-18</b>	116.5	119.2	105.0	126.5	105.9	108.6	136.2	4.5
<b>10-Jun-18</b>	123.0	119.7	109.1	128.5	115.3	118.0	144.0	4.4
<b>17-Jun-18</b>	122.1	119.8	103.8	132.5	110.9	117.0	146.3	4.8
<b>24-Jun-18</b>	121.4	120.8	106.7	123.9	116.5	117.0	143.0	4.4
<b>1-Jul-18</b>	120.4	121.7	109.7	124.2	108.8	114.1	145.1	4.5
<b>8-Jul-18</b>	120.1	121.0	106.7	126.1	111.7	115.9	139.9	4.0
<b>15-Jul-18</b>	121.5	120.9	108.3	126.7	111.9	117.3	143.2	4.3
<b>22-Jul-18</b>	118.9	120.2	106.2	124.9	107.6	112.7	143.0	4.2
<b>29-Jul-18</b>	119.8	120.1	109.3	127.8	112.0	113.0	136.9	4.4
<b>5-Aug-18</b>	118.9	119.8	109.9	126.2	109.0	114.6	134.6	4.3
<b>12-Aug-18</b>	118.2	119.0	108.8	129.5	107.2	114.2	131.3	4.2
<b>19-Aug-18</b>	114.1	117.8	107.4	119.6	106.3	108.1	129.3	4.4
<b>26-Aug-18</b>	116.5	116.9	108.7	123.3	109.4	114.7	126.5	4.3
<b>2-Sep-18</b>	117.7	116.6	109.2	123.6	107.1	115.5	133.1	4.4
<b>9-Sep-18</b>	116.2	116.1	104.0	126.2	109.3	111.5	130.1	4.1
<b>16-Sep-18</b>	118.0	117.1	107.8	125.7	108.0	115.2	133.1	4.4
<b>23-Sep-18</b>	117.2	117.3	111.6	128.7	106.0	111.8	127.8	4.2
<b>30-Sep-18</b>	118.1	117.4	112.4	127.2	108.2	113.3	129.4	4.4
<b>7-Oct-18</b>	117.3	117.7	110.2	126.4	108.0	111.0	130.9	4.3
<b>14-Oct-18</b>	119.5	118.0	113.8	127.6	105.9	114.7	135.6	4.5
<b>21-Oct-18</b>	112.3	116.8	105.7	123.3	100.2	107.2	125.0	4.8
<b>28-Oct-18</b>	114.6	115.9	109.0	125.2	106.4	110.5	121.9	4.4
<b>4-Nov-18</b>	116.8	115.8	110.9	124.7	104.4	110.1	133.7	4.1
<b>11-Nov-18</b>	119.8	115.9	115.2	127.5	111.7	115.1	129.5	4.3
<b>18-Nov-18</b>	117.8	117.3	106.7	125.2	109.9	116.6	130.7	4.2
<b>25-Nov-18</b>	118.6	118.3	106.2	121.4	115.4	115.7	134.1	4.1
<b>2-Dec-18</b>	119.5	118.9	113.8	124.2	112.5	115.3	131.6	4.1
<b>9-Dec-18</b>	117.7	118.4	113.0	126.3	105.7	115.6	127.9	4.5
<b>16-Dec-18</b>	117.8	118.4	110.7	126.3	105.9	114.6	131.4	4.3
<b>6-Jan-19</b>	115.2	117.6	105.9	127.7	101.5	111.0	130.0	4.2
<b>13-Jan-19</b>	116.8	116.9	108.9	130.3	100.9	108.4	135.1	4.1
<b>20-Jan-19</b>	115.7	116.4	108.6	127.2	104.3	107.6	130.8	4.3

Source: ANZ-Roy Morgan



## Important notice

[25.07.2018]

**This document is intended for ANZ's institutional, professional or wholesale clients, and not for individuals or retail persons. It should not be forwarded, copied or distributed. The information in this document is general in nature, and does not constitute personal financial product advice or take into account your objectives, financial situation or needs.**

This document may be restricted by law in certain jurisdictions. Persons who receive this document must inform themselves about and observe all relevant restrictions.

**Disclaimer for all jurisdictions:** This document is prepared by Australia and New Zealand Banking Group Limited (ABN11 005 357 522) (ANZ). It is distributed in your country/region by ANZ or (if stated below) its subsidiary or branch (each, an **Affiliate**).

This document is distributed on the basis that it is only for the information of the specified recipient or permitted user of the relevant website (**recipients**).

This document is solely for informational purposes and nothing contained within is intended to be an invitation, solicitation or offer by ANZ to sell, or buy, receive or provide any product or service, or to participate in a particular trading strategy.

Distribution of this document to you is only as may be permissible by the laws of your jurisdiction, and is not directed to or intended for distribution or use by recipients resident or located in jurisdictions where its use or distribution would be contrary to those laws or regulations, or in jurisdictions where ANZ would be subject to additional licensing or registration requirements. Further, the products and services mentioned in this document may not be available in all countries.

ANZ in no way provides any financial, legal, taxation or investment advice to you in connection with any product or service discussed in this document. Before making any investment decision, recipients should seek independent financial, legal, tax and other relevant advice having regard to their particular circumstances.

Whilst care has been taken in the preparation of this document and the information contained within is believed to be accurate, ANZ does not represent or warrant the accuracy or completeness of the information. Further, ANZ does not accept any responsibility to inform you of any matter that subsequently comes to its notice, which may affect the accuracy of the information in this document.

Preparation of this document and the opinions expressed in it may involve material elements of subjective judgement and analysis. Unless specifically stated otherwise: they are current on the date of this document and are subject to change without notice; and, all price information is indicative only. Any opinions expressed in this document are subject to change at any time without notice.

ANZ does not guarantee the performance of any product mentioned in this document. All investments entail a risk and may result in both profits and losses. Past performance is not necessarily an indicator of future performance. The products and services described in this document may not be suitable for all investors, and transacting in these products or services may be considered risky.

ANZ expressly disclaims any responsibility and shall not be liable for any loss, damage, claim, liability, proceedings, cost or expense (**Liability**) arising directly or indirectly and whether in tort (including negligence), contract, equity or otherwise out of or in connection with this document to the extent permissible under relevant law. Please note, the contents of this document have not been reviewed by any regulatory body or authority in any jurisdiction.

ANZ and its Affiliates may have an interest in the subject matter of this document. They may receive fees from customers for dealing in the products or services described in this document, and their staff and introducers of business may share in such fees or remuneration that may be influenced by total sales, at all times received and/or apportioned in accordance with local regulatory requirements. Further, they or their customers may have or have had interests or long or short positions in the products or services described in this document, and may at any time make purchases and/or sales in them as principal or agent, as well as act (or have acted) as a market maker in such products. This document is published in accordance with ANZ's policies on conflicts of interest and ANZ maintains appropriate information barriers to control the flow of information between businesses within it and its Affiliates.

Your ANZ point of contact can assist with any questions about this document including for further information on these disclosures of interest.

**Australia.** ANZ holds an Australian Financial Services licence no. 234527. For a copy of ANZ's Financial Services Guide please [click here](#) or request from your ANZ point of contact. If trading strategies or recommendations are included in this document, they are solely for the information of 'wholesale clients' (as defined in section 761G of the Corporations Act 2001 Cth).

**Brazil, Brunei, India, Japan, Kuwait, Malaysia, Switzerland, Taiwan.** This document is distributed in each of these jurisdictions by ANZ on a cross-border basis.

**Cambodia.** This document is distributed in Cambodia by ANZ Royal Bank (Cambodia) Limited (**ANZ Royal Bank**). The recipient acknowledges that although ANZ Royal Bank is a subsidiary of ANZ, it is a separate entity to ANZ and the obligations of ANZ Royal Bank do not constitute deposits or other liabilities of ANZ and ANZ is not required to meet the obligations of ANZ Royal Bank.

**European Economic Area (EEA):** United Kingdom. ANZ is authorised in the United Kingdom by the Prudential Regulation Authority (PRA) and is subject to regulation by the Financial Conduct Authority (**FCA**) and limited regulation by the PRA. Details about the extent of our regulation by the PRA are available from us on request. This document is distributed in the United Kingdom by Australia and New Zealand Banking Group Limited ANZ solely for the information of persons who would come within the FCA definition of "eligible counterparty" or "professional client". It is not intended for and must not be distributed to any person who would come within the FCA definition of "retail client". Nothing here excludes or restricts any duty or liability to a customer which ANZ may have under the UK Financial Services and Markets Act 2000 or under the regulatory system as defined in the Rules of the Prudential Regulation Authority (**PRA**) and the FCA. ANZ is authorised in the United Kingdom by the PRA and is subject to regulation by the FCA and limited regulation by the PRA. Details about the extent of our regulation by the PRA are available from us on request.

**Fiji.** For Fiji regulatory purposes, this document and any views and recommendations are not to be deemed as investment advice. Fiji investors must seek licensed professional advice should they wish to make any investment in relation to this document.

**Hong Kong.** This publication is issued or distributed in Hong Kong by the Hong Kong branch of ANZ, which is registered at the Hong Kong Monetary Authority to conduct Type 1 (dealing in securities), Type 4 (advising on securities) and Type 6 (advising on corporate finance) regulated activities. The contents of this publication have not been reviewed by any regulatory authority in Hong Kong.

**India.** If this document is received in India, only you (the specified recipient) may print it provided that before doing so, you specify on it your name and place of printing.

**Myanmar.** This publication is intended to be general and part of ANZ's customer service and marketing activities when implementing its functions as a licensed bank. This publication is not Securities Investment Advice (as that term is defined in the Myanmar Securities Transaction Law 2013).



## Important notice

**New Zealand.** This document is intended to be of a general nature, does not take your financial situation or goals into account, and is not a personalised adviser service under the Financial Advisers Act 2008 (FAA). When distributed by ANZ in New Zealand, this document is intended only for “wholesale” clients as defined in the FAA.

**Oman.** ANZ neither has a registered business presence nor a representative office in Oman and does not undertake banking business or provide financial services in Oman. Consequently ANZ is not regulated by either the Central Bank of Oman or Oman’s Capital Market Authority. The information contained in this document is for discussion purposes only and neither constitutes an offer of securities in Oman as contemplated by the Commercial Companies Law of Oman (Royal Decree 4/74) or the Capital Market Law of Oman (Royal Decree 80/98), nor does it constitute an offer to sell, or the solicitation of any offer to buy non-Omani securities in Oman as contemplated by Article 139 of the Executive Regulations to the Capital Market Law (issued vide CMA Decision 1/2009). ANZ does not solicit business in Oman and the only circumstances in which ANZ sends information or material describing financial products or financial services to recipients in Oman, is where such information or material has been requested from ANZ and the recipient understands, acknowledges and agrees that this document has not been approved by the CBO, the CMA or any other regulatory body or authority in Oman. ANZ does not market, offer, sell or distribute any financial or investment products or services in Oman and no subscription to any securities, products or financial services may or will be consummated within Oman. Nothing contained in this document is intended to constitute Omani investment, legal, tax, accounting or other professional advice.

**People’s Republic of China (PRC).** This document may be distributed by either ANZ or Australia and New Zealand Bank (China) Company Limited (**ANZ China**). Recipients must comply with all applicable laws and regulations of PRC, including any prohibitions on speculative transactions and CNY/CNH arbitrage trading. If this document is distributed by ANZ or an Affiliate (other than ANZ China), the following statement and the text below is applicable: No action has been taken by ANZ or any affiliate which would permit a public offering of any products or services of such an entity or distribution or re-distribution of this document in the PRC. Accordingly, the products and services of such entities are not being offered or sold within the PRC by means of this document or any other document. This document may not be distributed, re-distributed or published in the PRC, except under circumstances that will result in compliance with any applicable laws and regulations. If and when the material accompanying this document relates to the products and/or services of ANZ China, the following statement and the text below is applicable: This document is distributed by ANZ China in the Mainland of the PRC.

**Qatar.** This document has not been, and will not be:

- lodged or registered with, or reviewed or approved by, the Qatar Central Bank (**QCB**), the Qatar Financial Centre (**QFC**) Authority, QFC Regulatory Authority or any other authority in the State of Qatar (**Qatar**); or
- authorised or licensed for distribution in Qatar,

and the information contained in this document does not, and is not intended to, constitute a public offer or other invitation in respect of securities in Qatar or the QFC. The financial products or services described in this document have not been, and will not be:

- registered with the QCB, QFC Authority, QFC Regulatory Authority or any other governmental authority in Qatar; or
- authorised or licensed for offering, marketing, issue or sale, directly or indirectly, in Qatar.

Accordingly, the financial products or services described in this document are not being, and will not be, offered, issued or sold in Qatar, and this document is not being, and will not be, distributed in Qatar. The offering, marketing, issue and sale of the financial products or services described in this document and distribution of this document is being made in, and is subject to the laws, regulations and rules of, jurisdictions outside of Qatar and the QFC. Recipients of this document must abide by this restriction and not distribute this document in breach of this restriction. This document is being sent/issued to a limited number of institutional and/or sophisticated investors (i) upon their request and confirmation that they understand the statements above; and (ii) on the condition that it will not be provided to any person other than the original recipient, and is not for general circulation and may not be reproduced or used for any other purpose.

**Singapore.** This document is distributed in Singapore by the Singapore branch of ANZ solely for the information of “accredited investors”, “expert investors” or (as the case may be) “institutional investors” (each term as defined in the Securities and Futures Act Cap. 289 of Singapore). ANZ is licensed in Singapore under the Banking Act Cap. 19 of Singapore and is exempted from holding a financial adviser’s licence under Section 23(1)(a) of the Financial Advisers Act Cap. 100 of Singapore.

**United Arab Emirates (UAE).** This document is distributed in the UAE or the Dubai International Financial Centre (DIFC) (as applicable) by ANZ. This document does not, and is not intended to constitute: (a) an offer of securities anywhere in the UAE; (b) the carrying on or engagement in banking, financial and/or investment consultation business in the UAE under the rules and regulations made by the Central Bank of the UAE, the Emirates Securities and Commodities Authority or the UAE Ministry of Economy; (c) an offer of securities within the meaning of the Dubai International Financial Centre Markets Law (DIFCML) No. 12 of 2004; and (d) a financial promotion, as defined under the DIFCML No. 1 of 200. ANZ DIFC Branch is regulated by the Dubai Financial Services Authority (DFSA) ANZ DIFC Branch is regulated by the Dubai Financial Services Authority (**DFSA**). The financial products or services described in this document are only available to persons who qualify as “Professional Clients” or “Market Counterparty” in accordance with the provisions of the DFSA rules. In addition, ANZ has a representative office (**ANZ Representative Office**) in Abu Dhabi regulated by the Central Bank of the UAE. The ANZ Representative Office is not permitted by the Central Bank of the UAE to provide any banking services to clients in the UAE.

**United States.** Except where this is a FX- related document, this document is distributed in the United States by ANZ Securities, Inc. (**ANZ SI**) which is a member of the Financial Regulatory Authority (**FINRA**) ([www.finra.org](http://www.finra.org)) and registered with the SEC. ANZSI’s address is 277 Park Avenue, 31st Floor, New York, NY 10172, USA (Tel: +1 212 801 9160 Fax: +1 212 801 9163). ANZSI accepts responsibility for its content. Information on any securities referred to in this document may be obtained from ANZSI upon request. This document or material is intended for institutional use only – not retail. If you are an institutional customer wishing to effect transactions in any securities referred to in this document you must contact ANZSI, not its affiliates. ANZSI is authorised as a broker-dealer only for institutional customers, not for US Persons (as “US person” is defined in Regulation S under the US Securities Act of 1933, as amended) who are individuals. If you have registered to use this website or have otherwise received this document and are a US Person who is an individual: to avoid loss, you should cease to use this website by unsubscribing or should notify the sender and you should not act on the contents of this document in any way. Non-U.S. analysts: Non-U.S. analysts may not be associated persons of ANZSI and therefore may not be subject to FINRA Rule 2242 restrictions on communications with the subject company, public appearances and trading securities held by the analysts. Where this is an FX-related document, it is distributed in the United States by ANZ’s New York Branch, which is also located at 277 Park Avenue, 31st Floor, New York, NY 10172, USA (Tel: +1 212 801 916 0 Fax: +1 212 801 9163).

**Vietnam.** This document is distributed in Vietnam by ANZ or ANZ Bank (Vietnam) Limited, a subsidiary of ANZ.