

ANZ-Roy Morgan Australian Consumer Confidence Media Release

30 July 2019



This is not personal advice. It does not consider your objectives or circumstances. Please refer to the Important Notice.

Contributors
Shaurya Mishra
 Junior Economist
 +91 80 6795 0463
 Shaurya.Mishra@anz.com

Felicity Emmett
 Senior Economist
 +61 2 8037 0571
 David.Plank@anz.com

Follow us on Twitter
 @ANZ_Research

Contact
 research@anz.com

Series available at
Bloomberg
 AU: ALLX AUANZ <GO>
 NZ: ALLX NZANZ <GO>

Previous reports available to subscribers on [ANZ Live](#)

Tax refunds boost confidence

- ANZ-Roy Morgan Consumer Confidence was up by 1.9% last week, building on the 0.3% gain in the previous week. All the subindices rose except 'current finances'.
- Current finances declined 0.9%, although this followed a 2.8% jump in the previous week. Future finances gained 1.2%.
- Economic conditions subindices were more encouraging, with current economic conditions up by 5.8% and future economic conditions flat.
- The 'time to buy a major household item' index gained 3.5% after losing 4.4% previously. The four-week moving average for inflation expectations was up 0.1ppt to 4.1%.

ANZ-Roy Morgan Consumer Confidence and inflation expectations

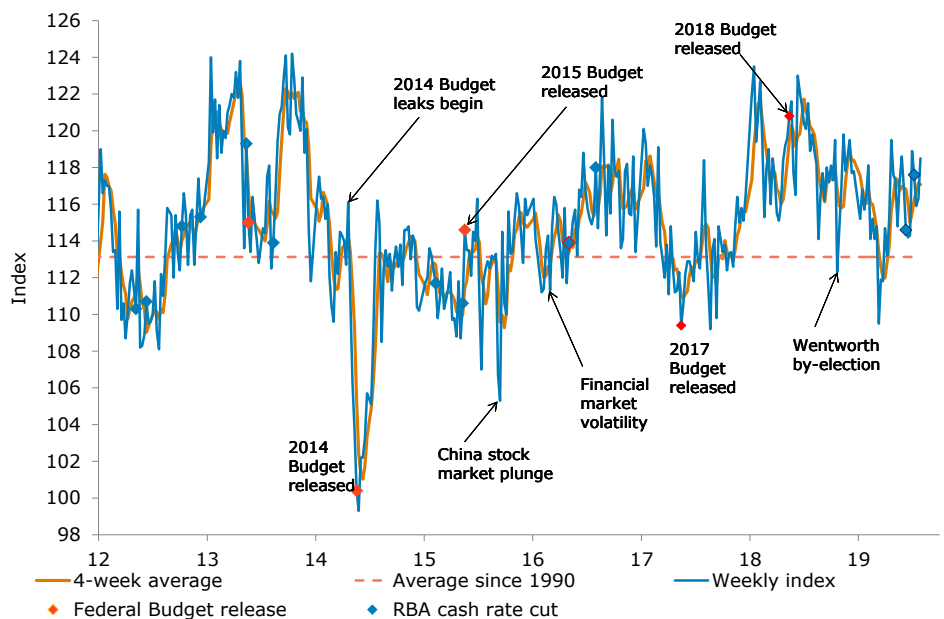
Last week (27-28 Jul)	Weekly change, %	Four-week average	Monthly average since 1990	Inflation expectations (four-week ma)
118.5	1.9%	117.1	113.1	4.1%

Data collected last weekend (Saturday and Sunday), based on around 1,000 face-to-face interviews. Not seasonally adjusted. Further data history on page 6.

ANZ Senior Economist, Felicity Emmett, commented:

"Confidence gained for the second straight week, and is now well above its long run average. The federal government's tax refunds for low- and middle-income earners look to be boosting sentiment, particularly in the case of the 'time to buy a household item' subindex. RBA Governor Lowe's statement that interest rates would remain low for an extended period is also likely to have helped support confidence, pushing equities to 12-year high."

Confidence up 1.9%

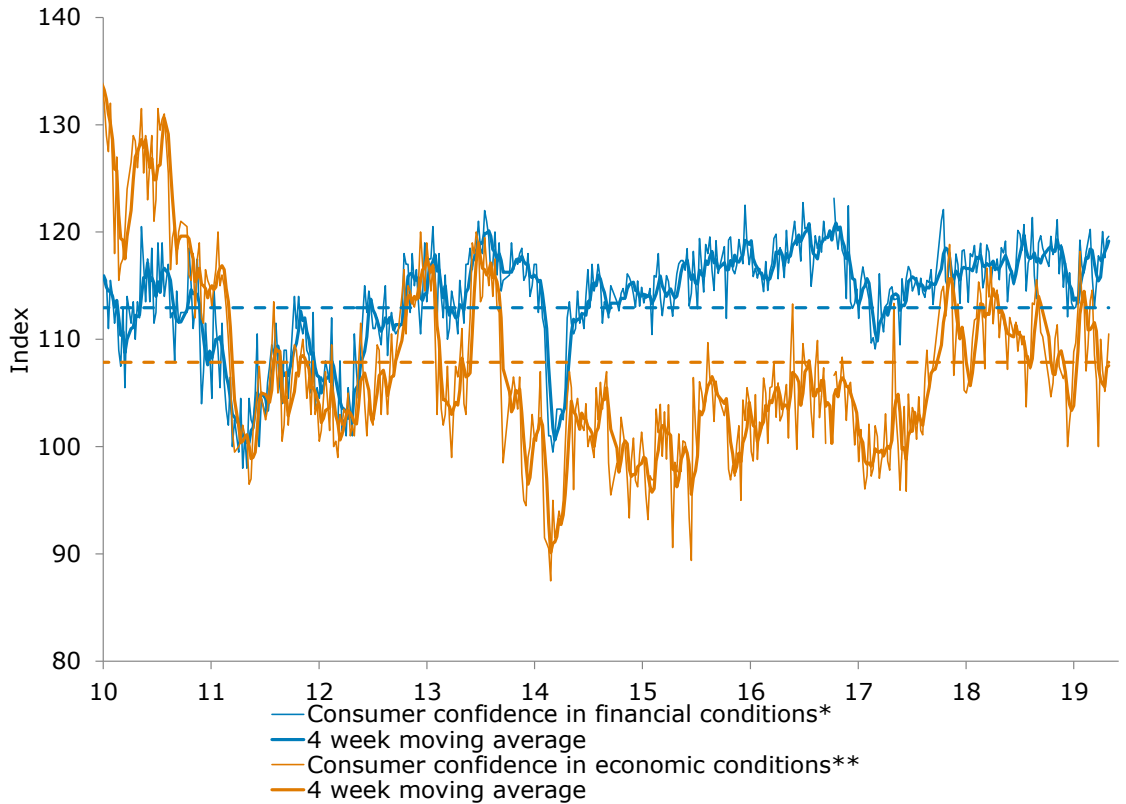


Source: ANZ-Roy Morgan



Charts

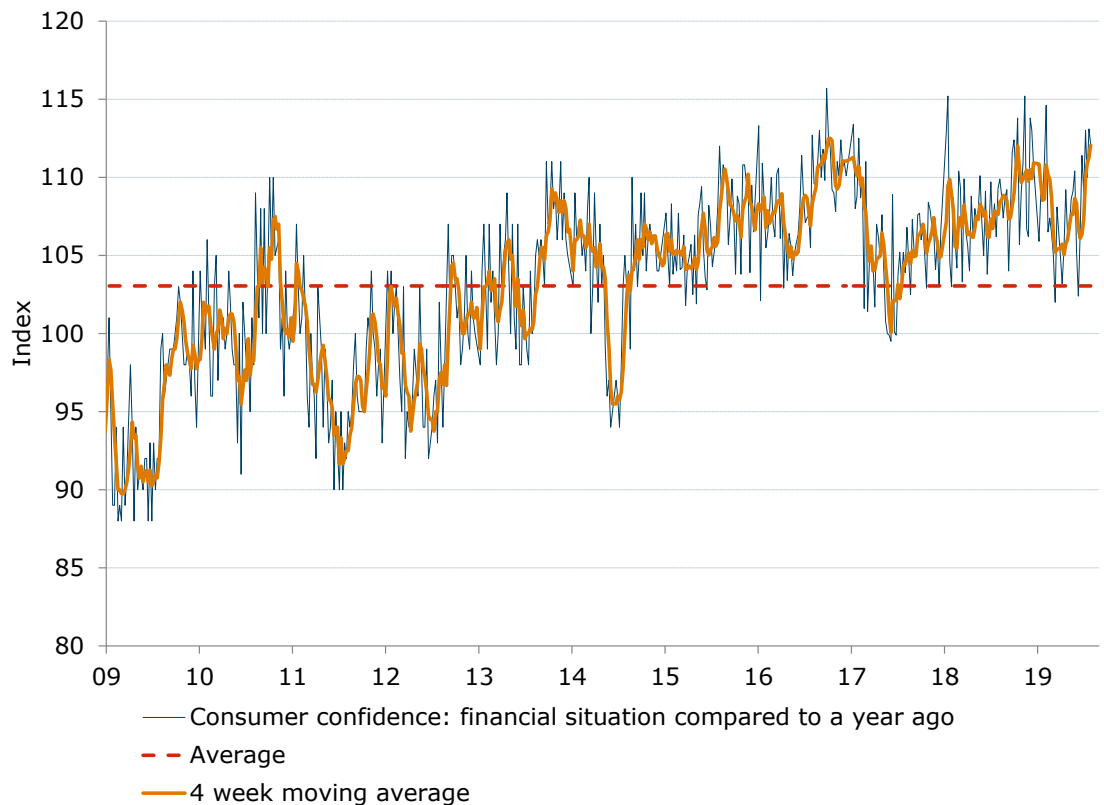
Figure 1. Both financial and economic conditions increased



Source: ANZ-Roy Morgan

Note: Financial conditions index is an average of 'financial situation compared to a year ago' and 'financial situation next year' sub-indices. Economic conditions index is an average of 'economic conditions in 12 months' and 'economic conditions in five years' sub-indices.

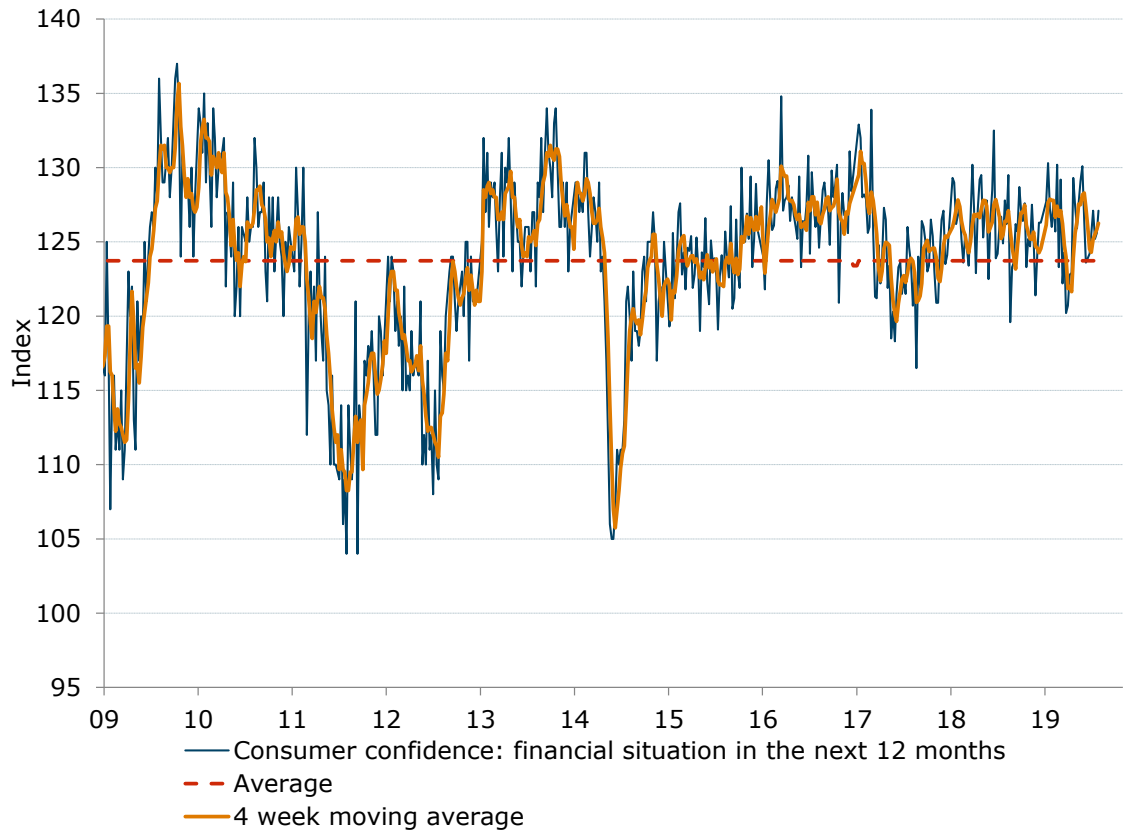
Figure 2. 'Current finances' down 0.9%



Source: ANZ-Roy Morgan

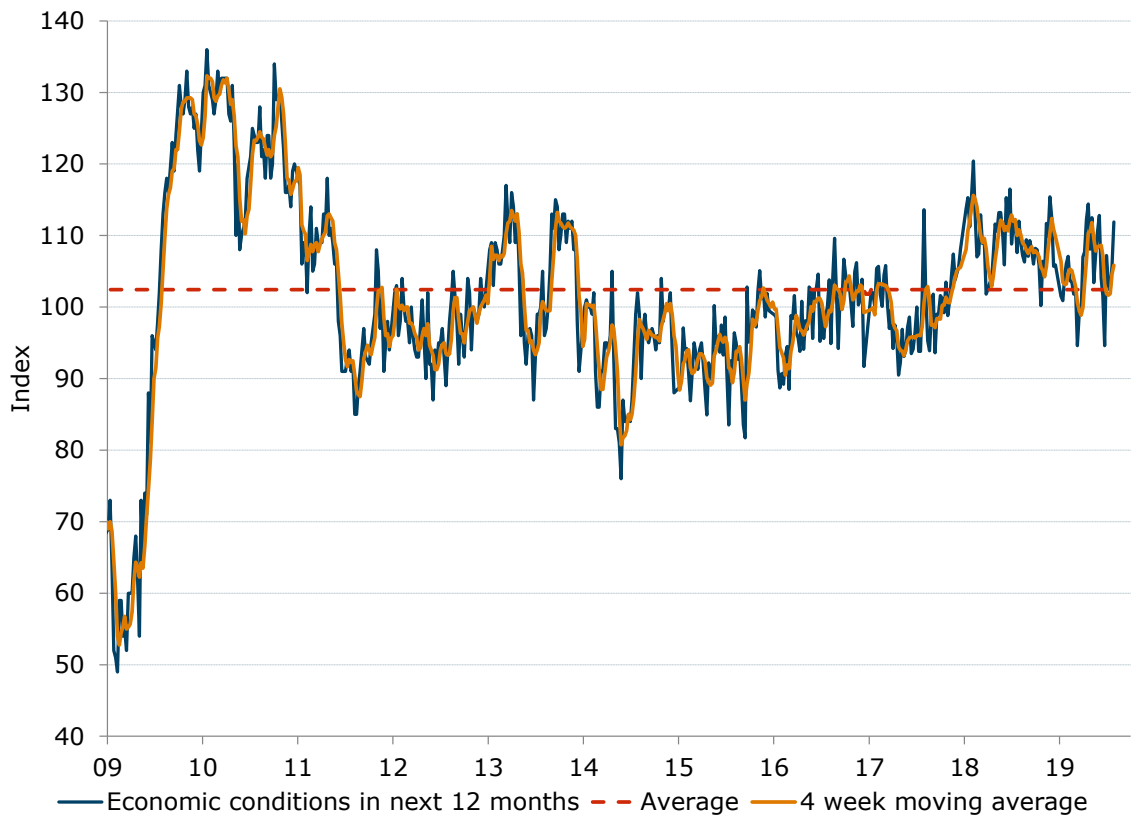


Figure 3. 'Future financial conditions' up by 1.9%



Source: ANZ-Roy Morgan

Figure 4. 'Current economic conditions' above long term average

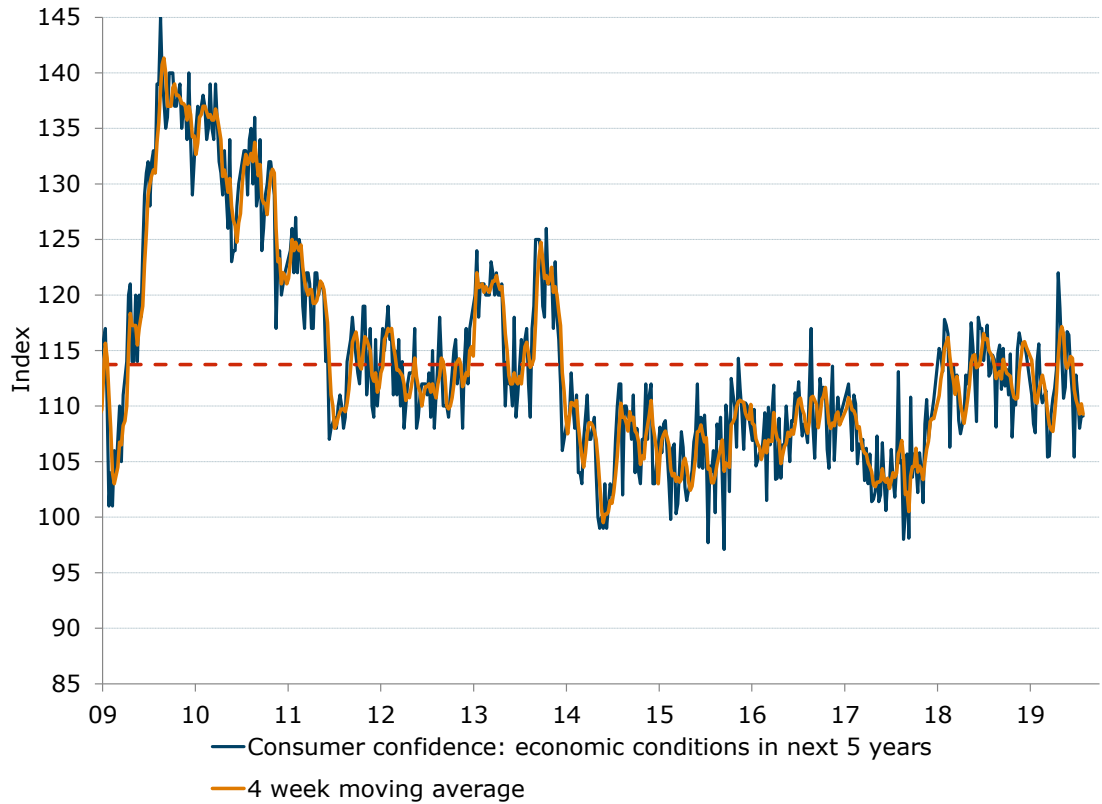


Source: ANZ-Roy Morgan



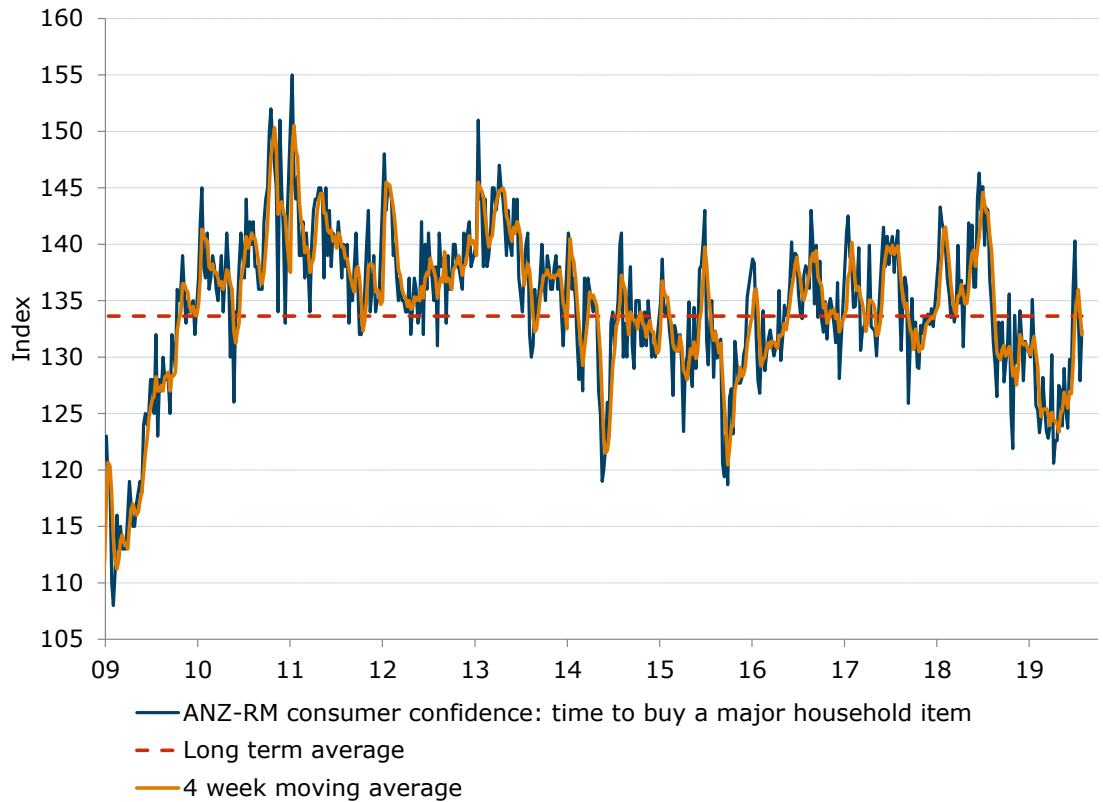
Charts

Figure 5. 'Future economic conditions' flat



Source: ANZ-Roy Morgan

Figure 6. 'Time to buy a household item' gained 3.5% after falling 4.4% previously

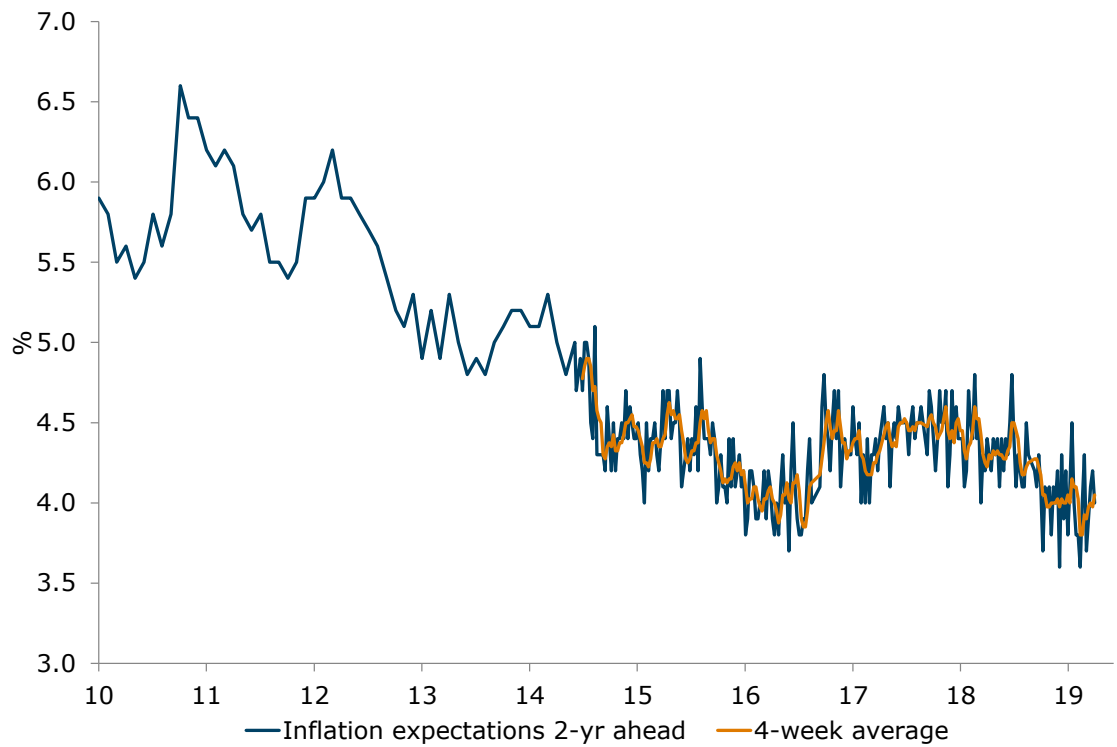


Source: ANZ-Roy Morgan



Charts

Figure 7. Four-week moving average inflation expectations at 4.1%



* Data from Oct-2014 is weekly.
Data prior to that is monthly.

Source: ANZ-Roy Morgan



Data table

Table 1. ANZ-Roy Morgan Australian Consumer Confidence

	Headline index		Subindices				Inflation Expectations	
	Last week	4-week moving average	1. Financial situation compared to a year ago	2. Financial situation next year	3. Economic conditions next year	4. Economic conditions next 5 years	5. Time to buy a major household item	6. Inflation expectations 2-year ahead (%)
Avg since 2001	116	-	103	124	105	114	134	-
2011 avg	114	-	97	117	101	116	140	6.0
2012 avg	113	-	99	118	97	113	138	5.8
2013 avg	119	-	104	128	106	118	139	5.0
2014 avg	111	-	104	121	94	106	132	4.9
2015 avg	112	-	107	124	94	106	131	4.4
2016 avg	115	-	109	127	99	108	134	4.1
2017 avg	114	-	105	124	100	105	135	4.4
2018 avg	119	-	108	126	109	113	135	4.4
1-Jul-18	120.4	121.7	109.7	124.2	108.8	114.1	145.1	4.5
8-Jul-18	120.1	121.0	106.7	126.1	111.7	115.9	139.9	4.0
15-Jul-18	121.5	120.9	108.3	126.7	111.9	117.3	143.2	4.3
22-Jul-18	118.9	120.2	106.2	124.9	107.6	112.7	143.0	4.2
29-Jul-18	119.8	120.1	109.3	127.8	112.0	113.0	136.9	4.4
5-Aug-18	118.9	119.8	109.9	126.2	109.0	114.6	134.6	4.3
12-Aug-18	118.2	119.0	108.8	129.5	107.2	114.2	131.3	4.2
19-Aug-18	114.1	117.8	107.4	119.6	106.3	108.1	129.3	4.4
26-Aug-18	116.5	116.9	108.7	123.3	109.4	114.7	126.5	4.3
2-Sep-18	117.7	116.6	109.2	123.6	107.1	115.5	133.1	4.4
9-Sep-18	116.2	116.1	104.0	126.2	109.3	111.5	130.1	4.1
16-Sep-18	118.0	117.1	107.8	125.7	108.0	115.2	133.1	4.4
23-Sep-18	117.2	117.3	111.6	128.7	106.0	111.8	127.8	4.2
30-Sep-18	118.1	117.4	112.4	127.2	108.2	113.3	129.4	4.4
7-Oct-18	117.3	117.7	110.2	126.4	108.0	111.0	130.9	4.3
14-Oct-18	119.5	118.0	113.8	127.6	105.9	114.7	135.6	4.5
21-Oct-18	112.3	116.8	105.7	123.3	100.2	107.2	125.0	4.8
28-Oct-18	114.6	115.9	109.0	125.2	106.4	110.5	121.9	4.4
4-Nov-18	116.8	115.8	110.9	124.7	104.4	110.1	133.7	4.1
11-Nov-18	119.8	115.9	115.2	127.5	111.7	115.1	129.5	4.3
18-Nov-18	117.8	117.3	106.7	125.2	109.9	116.6	130.7	4.2
25-Nov-18	118.6	118.3	106.2	121.4	115.4	115.7	134.1	4.1
2-Dec-18	119.5	118.9	113.8	124.2	112.5	115.3	131.6	4.1
9-Dec-18	117.7	118.4	113.0	126.3	105.7	115.6	127.9	4.5
16-Dec-18	117.8	118.4	110.7	126.3	105.9	114.6	131.4	4.3
6-Jan-19	115.2	117.6	105.9	127.7	101.5	111.0	130.0	4.2
13-Jan-19	116.8	116.9	108.9	130.3	100.9	108.4	135.1	4.1
20-Jan-19	115.7	116.4	108.6	127.2	104.3	107.6	130.8	4.3
27-Jan-19	116.5	116.1	111.0	126.0	106.1	114.0	125.7	4.1
3-Feb-19	118.1	116.8	114.6	127.7	107.1	115.6	125.3	3.7
10-Feb-19	114.1	116.1	106.5	125.7	103.7	111.2	123.3	4.1
17-Feb-19	115.2	116.0	107.4	130.2	103.5	110.3	124.6	4.0
24-Feb-19	114.1	115.4	106.4	123.3	101.8	110.9	128.2	4.1
3-Mar-19	114.8	114.6	105.0	129.2	102.7	111.4	125.5	3.8
10-Mar-19	109.5	113.4	102.0	122.2	94.6	105.4	123.4	4.1
17-Mar-19	111.9	112.6	108.1	124.3	99.1	105.5	122.8	4.0
24-Mar-19	111.8	112.0	106.6	120.2	99.0	109.3	124.0	4.2
31-Mar-19	114.7	112.0	105.0	120.7	107.0	110.7	130.2	3.6
7-Apr-19	113.2	112.9	103.2	122.8	107.7	111.6	120.6	4.3
14-Apr-19	115.3	113.8	105.4	122.9	112.2	113.3	122.6	3.9
21-Apr-19	119.5	115.7	109.2	129.3	114.4	122.0	122.6	4.2
28-Apr-19	117.6	116.4	106.3	127.4	108.1	118.8	127.5	3.8
5-May-19	117.3	117.4	106.5	125.9	112.5	114.5	127.1	4.1
12-May-19	114.8	117.3	108.6	127.6	103.4	110.7	123.9	4.5
19-May-19	117.2	116.7	109.1	129.1	107.3	111.7	129.0	4.0
26-May-19	118.6	117.0	110.4	130.1	110.5	116.7	125.3	3.8
2-Jun-19	116.9	116.9	105.2	126.4	112.8	116.4	123.7	3.8
9-Jun-19	114.6	116.8	102.4	123.6	104.0	113.1	129.8	3.6
16-Jun-19	114.2	116.1	106.4	123.9	101.6	111.0	128.2	4.0
23-Jun-19	114.3	115.0	111.4	124.2	94.6	105.4	136.0	4.3
30-Jun-19	118.9	115.5	109.0	125.5	107.2	112.8	140.3	3.7
7-Jul-19	117.6	116.3	113.0	127.1	103.3	110.9	133.8	3.9
14-Jul-19	115.9	116.7	110.0	125.2	102.3	108.0	133.8	4.1
21-Jul-19	116.3	117.2	113.1	125.6	105.8	109.1	127.9	4.2
28-Jul-19	118.5	117.1	112.1	127.1	111.9	109.1	132.4	4.0

Source: ANZ-Roy Morgan



Important notice

[4 April 2019]

This publication is published by Australia and New Zealand Banking Group Limited ABN 11 005 357 522 ("ANZBGL") in Australia. This publication is intended as thought-leadership material. It is not published with the intention of providing any direct or indirect recommendations relating to any financial product, asset class or trading strategy.

The information in this publication is not intended to influence any person to make a decision in relation to a financial product or class of financial products. It is general in nature and does not take account of the circumstances of any individual or class of individuals. Nothing in this publication constitutes a recommendation, solicitation or offer by ANZBGL or its branches or subsidiaries (collectively "ANZ") to you to acquire a product or service, or an offer by ANZ to provide you with other products or services. All information contained in this publication is based on information available at the time of publication. While this publication has been prepared in good faith, no representation, warranty, assurance or undertaking is or will be made, and no responsibility or liability is or will be accepted by ANZ in relation to the accuracy or completeness of this publication or the use of information contained in this publication. ANZ does not provide any financial, investment, legal or taxation advice in connection with this publication.