

ANZ-Roy Morgan Australian Consumer Confidence Media Release

3 November 2020



This is not personal advice.
It does not consider your
objectives or circumstances.
Please refer to the
Important Notice.

Contributors

David Plank
Head of Australian
Economics
+61 2 8037 0029
David.Plank@anz.com

Shaurya Mishra
Junior Economist
+91 80 6795 3801
Shaurya.Mishra@anz.com

Contact
research@anz.com
Follow us on Twitter
@ANZ_Research

Series available at **Bloomberg**
AU: ALLX AUANZ <GO>
NZ: ALLX NZANZ <GO>

Previous reports available to
subscribers on [ANZ Live](#)

Confidence up again, if only just

- Bolstered by the gains in 'economic conditions', consumer confidence gained 0.2% last week. This was its ninth gain in a row.
- The modest overall gain came despite the sharp 6.2% decline in 'current financial conditions'. 'Future financial conditions' gained 1.3%.
- 'Current economic conditions' lifted by a significant margin of 8.4%, its fourth straight weekly increase, while 'future economic conditions' rose 0.7%.
- 'Time to buy a household item' declined 1.9%, after three straight weeks of gains. The four-week moving average of 'Inflation expectations' remained stable at 3.4% while the weekly reading rebounded sharply to 3.6% after the sharp fall to 3% last week.

ANZ-Roy Morgan Consumer Confidence and inflation expectations

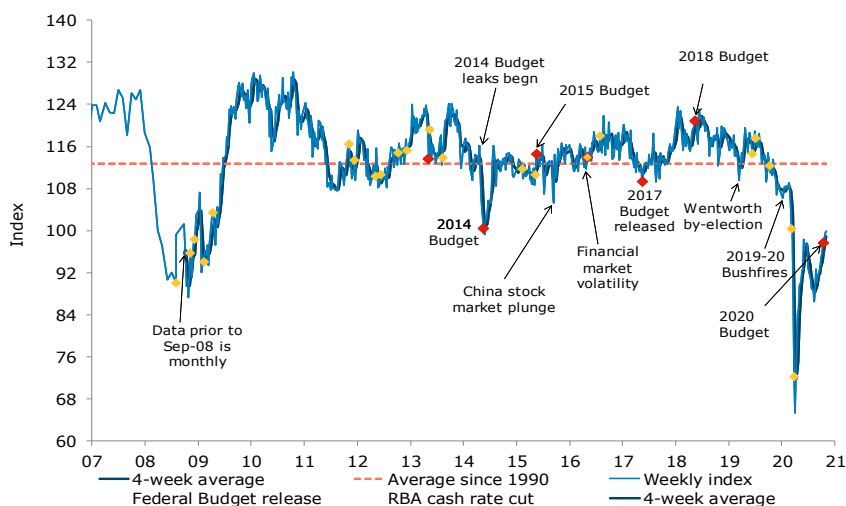
Last weekend (31 Oct-1 Nov)	Weekly change, %	Four-week average	Monthly average since 1990	Inflation expectations (four-week ma)
99.9	0.2%	98.9	112.6	3.4%

This weekly ANZ-Roy Morgan Australian Consumer Confidence Rating is based on 1,529 interviews conducted online and over the telephone on the weekend. Not seasonally adjusted. Further data history on page 6.

ANZ Head of Australian Economics, David Plank, commented:

Confidence gained for the ninth straight week and is now close to neutral, its highest level since the pandemic induced collapse in confidence in mid-March. The details suggest some caution about the result, however. 'Current financial conditions' fell by more than 6% – its biggest weekly decline since the extreme weakness seen in March. This may be a sign that the cutbacks in the JobKeeper and JobSeeker payments are starting to be felt. The sub-indices can be volatile from week-to-week, as evidenced by the jump in inflation expectations after the plunge the week before, so we need to be cautious about reading too much into the drop. And consumers are quite confident about their future financial outlook. Still, we will be looking at other data (such as ANZ observed card spending) for any confirmation that household financial conditions are tightening.

Confidence up 0.2%

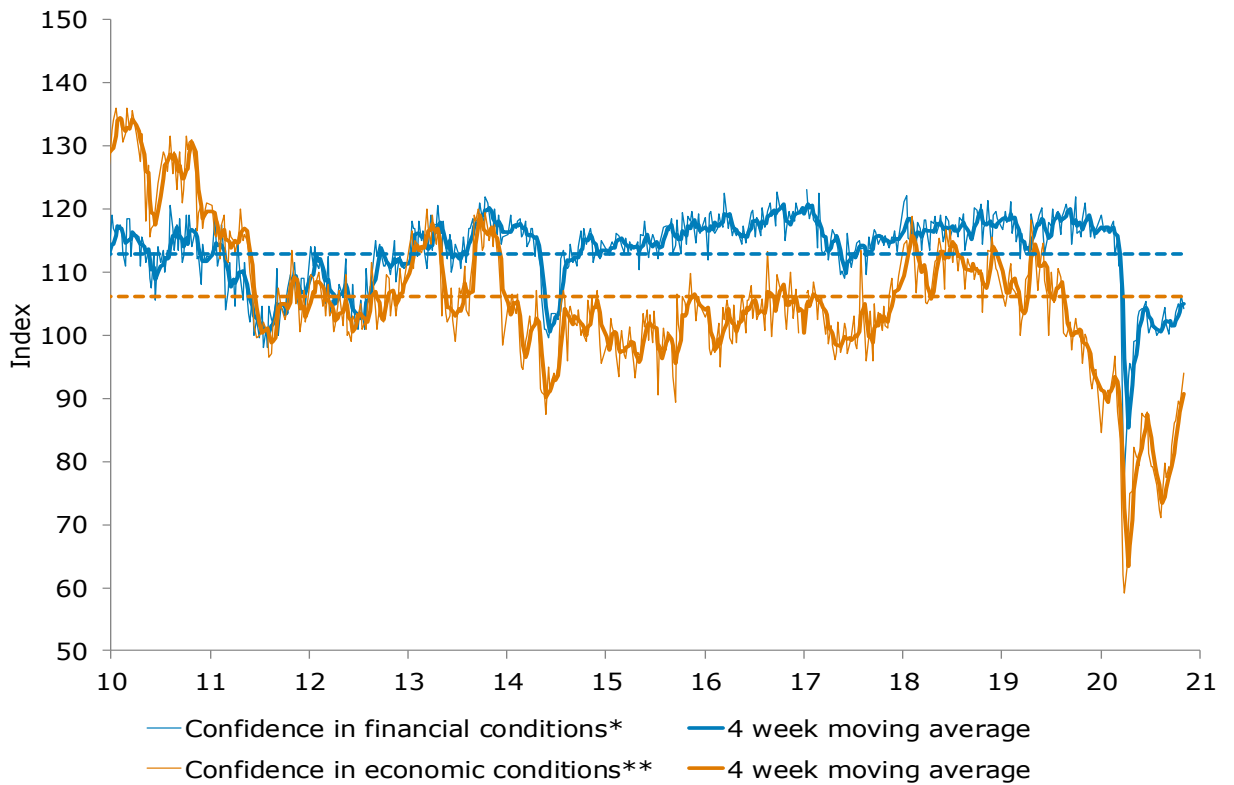


Source: ANZ-Roy Morgan, ANZ Research



Charts

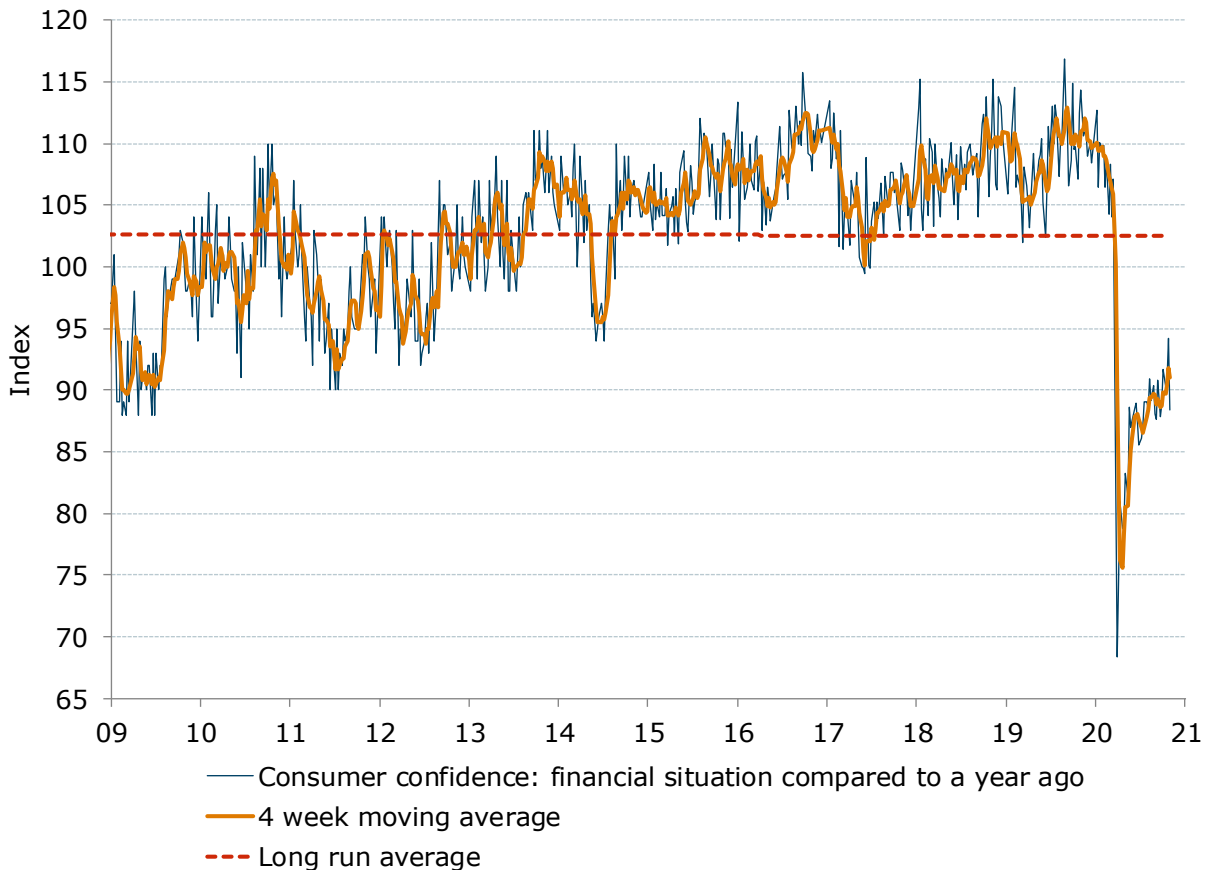
Figure 1. Financial conditions fell while economic conditions rose



Source: ANZ-Roy Morgan

Note: *Financial conditions index is an average of 'financial situation compared to a year ago' and 'financial situation next year' sub-indices. **Economic conditions index is an average of 'economic conditions in 12 months' and 'economic conditions in five years' sub-indices.

Figure 2. 'Current financial conditions' nosedived by 6.2%

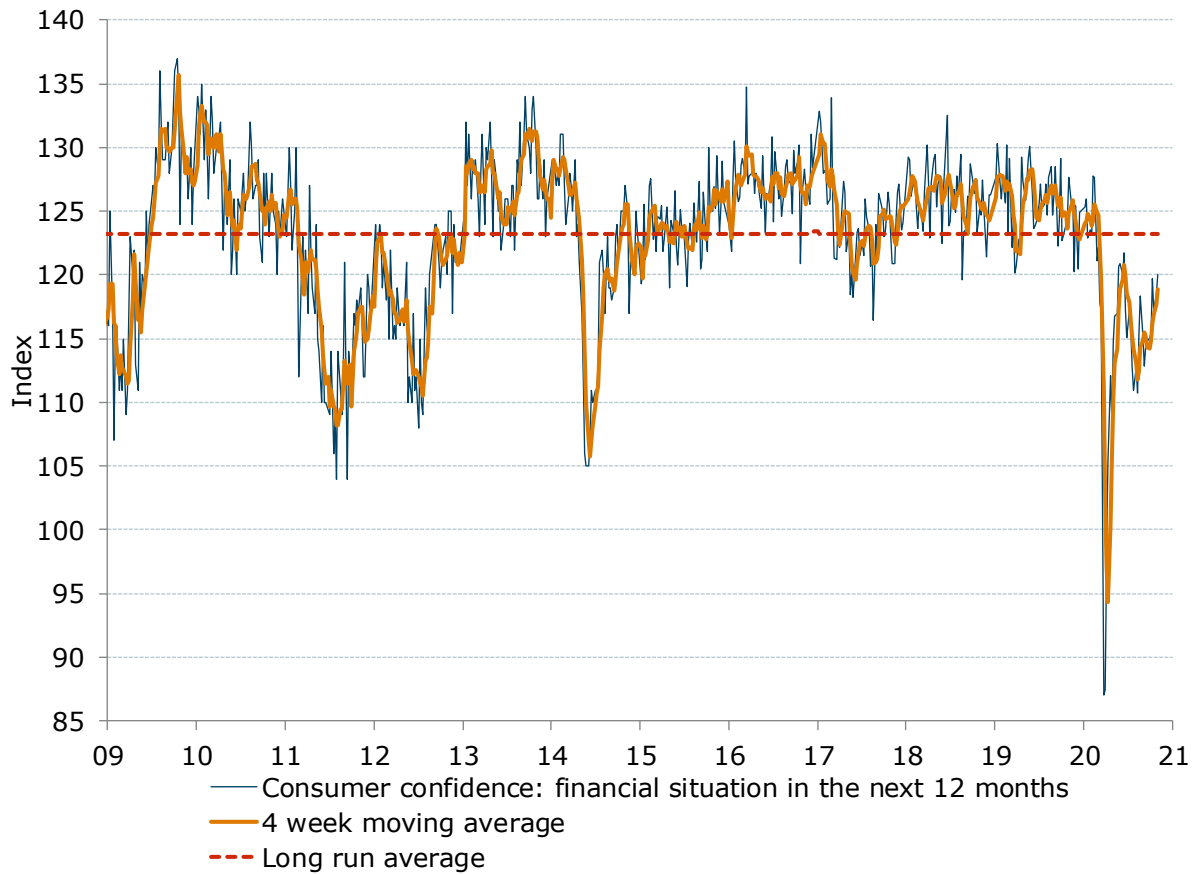


Source: ANZ-Roy Morgan



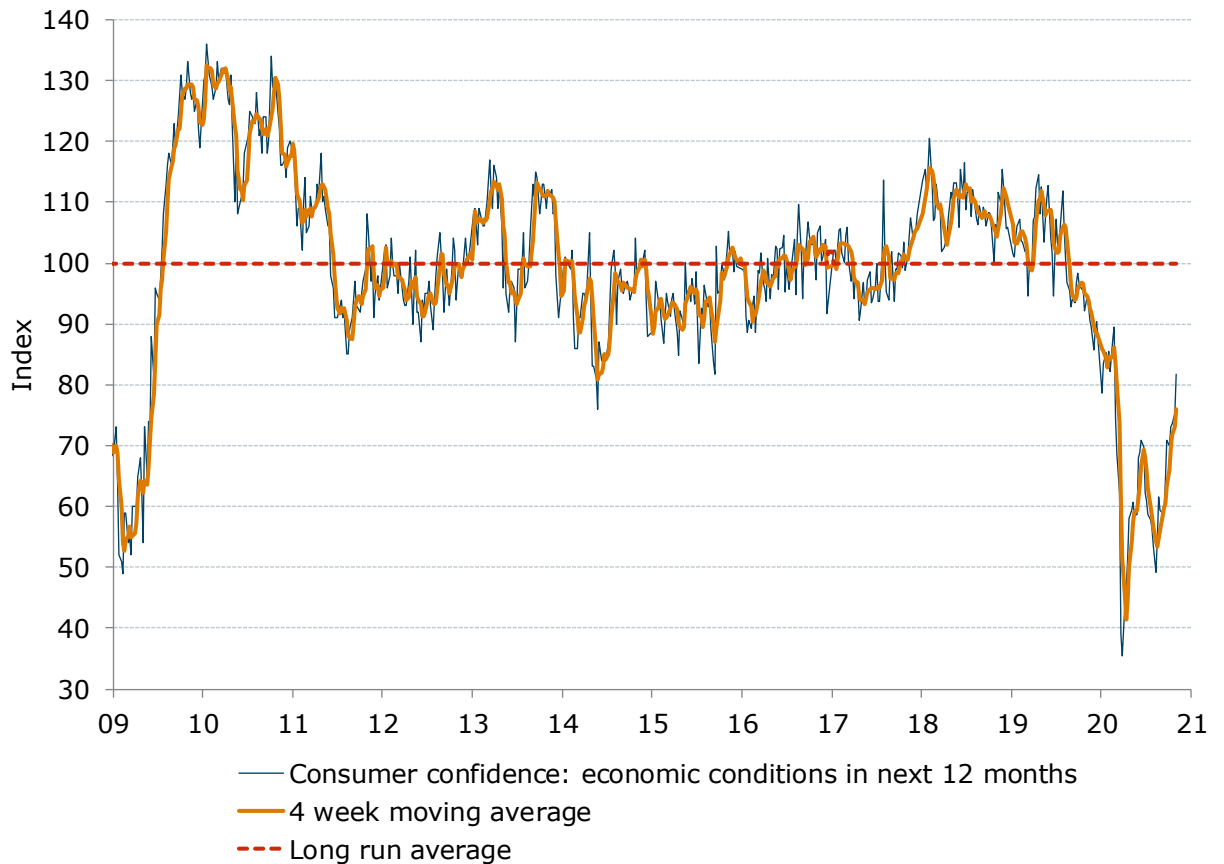
Charts

Figure 3. 'Future financial conditions' lifted 1.3%



Source: ANZ-Roy Morgan

Figure 4. 'Current economic conditions' jumped by 8.4%, its fourth straight weekly gain

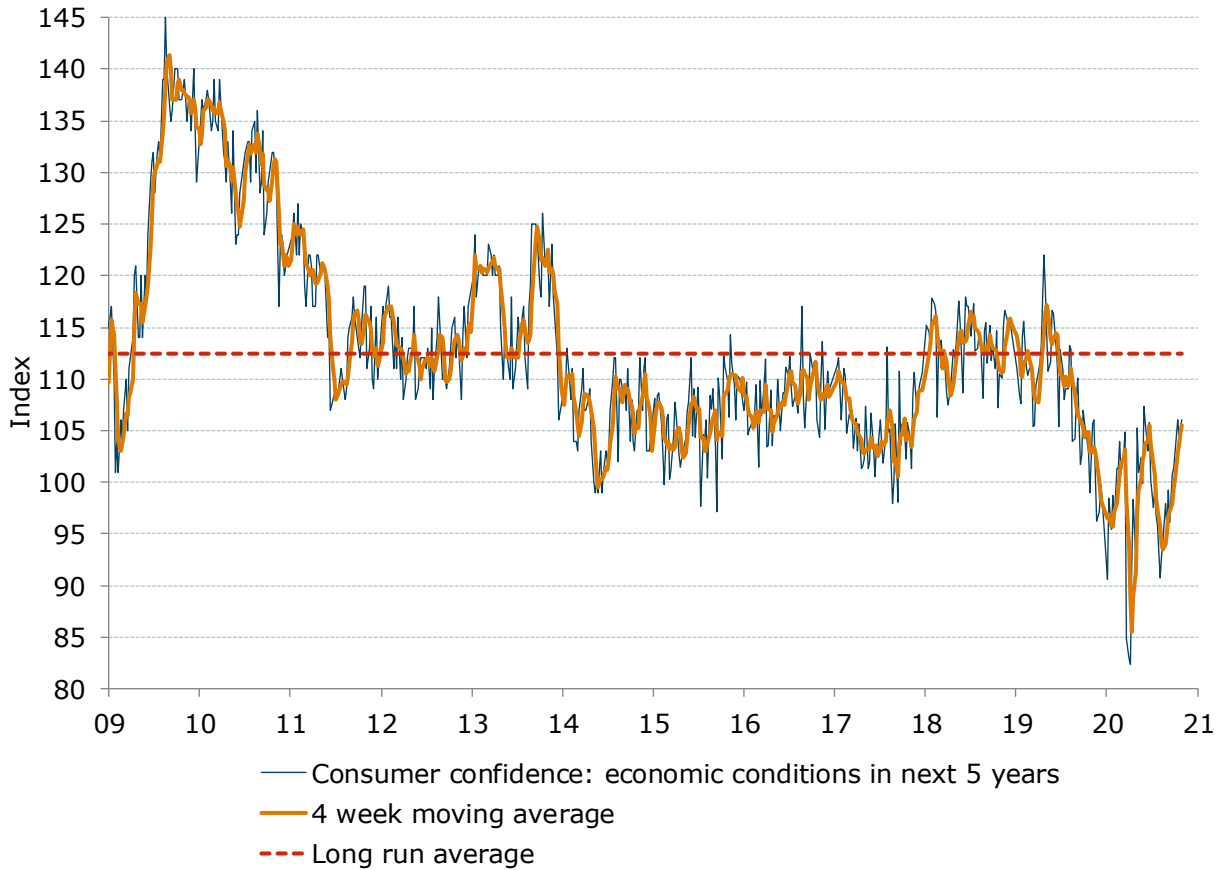


Source: ANZ-Roy Morgan



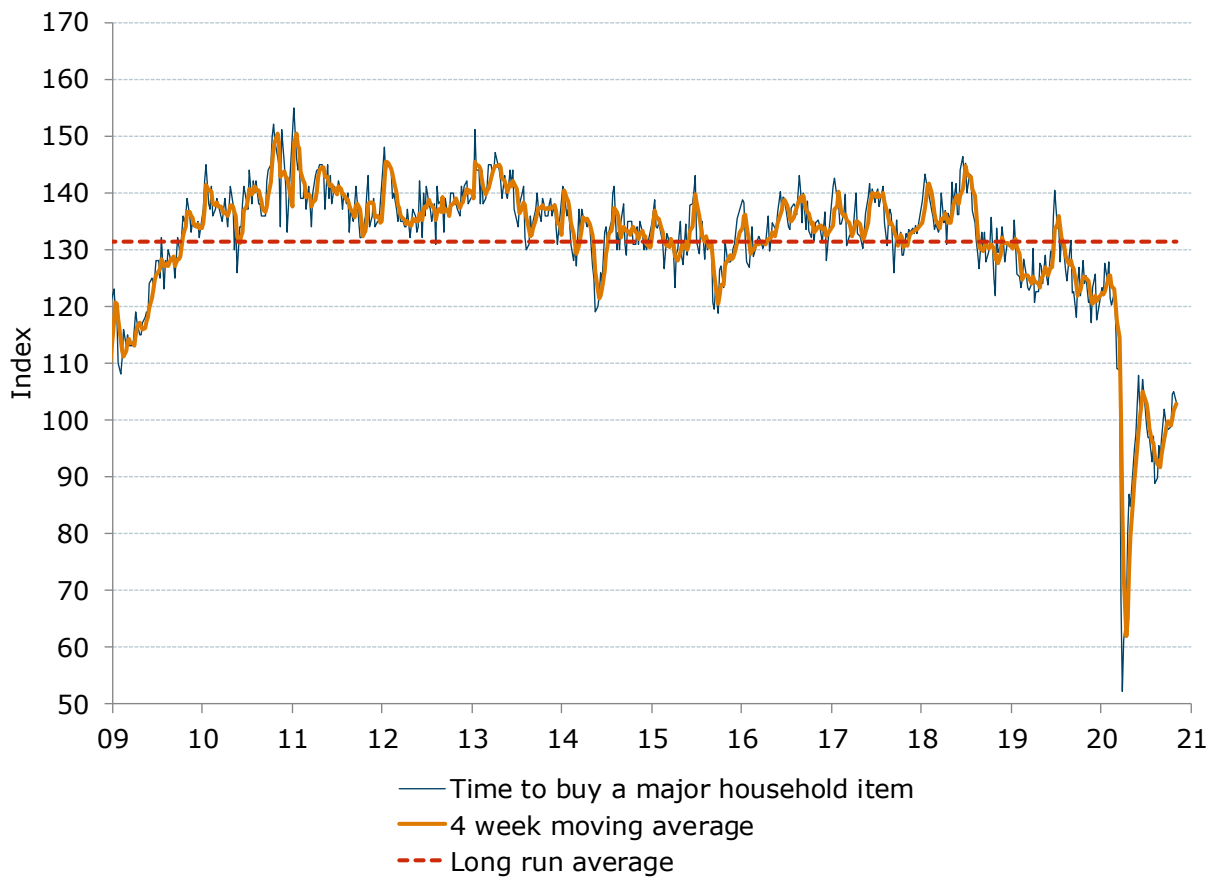
Charts

Figure 5. 'Future economic conditions' gained 0.7%



Source: ANZ-Roy Morgan

Figure 6. 'Time to buy a household item' declined 1.9%

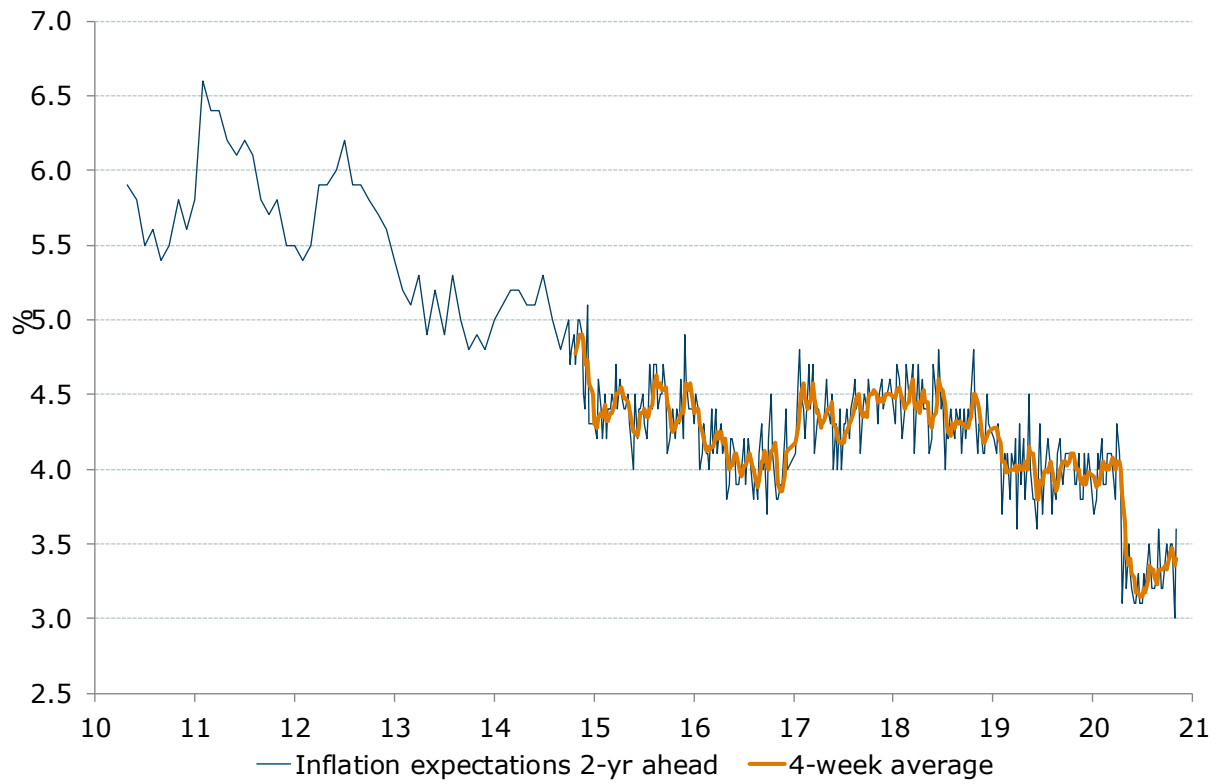


Source: ANZ-Roy Morgan



Charts

Figure 7. 'Inflation expectations' remained stable at 3.4% (four-week moving average)



* Data from Oct-2014 is weekly.
Data prior to that is monthly.

Source: ANZ-Roy Morgan



Data table

Table 1. ANZ-Roy Morgan Australian Consumer Confidence

	Headline index		Subindices				Inflation expectations	
	Last week	4-week moving average	1. Financial situation compared to a year ago	2. Financial situation next year	3. Economic conditions next year	4. Economic conditions next 5 years	5. Time to buy a major household item	6. Inflation expectations 2-year ahead (%)
Avg since 2001	115	-	103	124	104	113	133	-
2010 avg	124	-	101	127	124	130	139	5.7
2011 avg	114	-	97	117	101	116	140	6.0
2012 avg	113	-	99	118	97	113	138	5.8
2013 avg	119	-	104	128	106	118	139	5.0
2014 avg	111	-	104	121	94	106	132	4.9
2015 avg	112	-	107	124	94	106	131	4.4
2016 avg	115	-	109	127	99	108	134	4.1
2017 avg	114	-	105	124	100	105	135	4.4
2018 avg	119	-	108	126	109	113	135	4.4
2019 avg	114	-	109	126	101	109	126	4.0
01-Dec-19	108.1	109.0	109.0	125.4	85.7	97.2	123.3	4.1
08-Dec-19	109.0	108.5	110.1	120.5	89.0	99.8	125.6	3.9
15-Dec-19	108.0	108.0	108.4	124.9	90.4	98.6	117.6	4.1
05-Jan-20	106.2	107.8	112.7	125.3	78.7	90.6	123.3	3.7
12-Jan-20	107.3	107.6	106.5	126.0	83.5	98.4	121.9	3.8
19-Jan-20	108.3	107.5	110.1	122.9	85.3	95.4	127.6	4.1
26-Jan-20	108.0	107.5	109.5	123.5	83.8	98.7	124.5	4.0
02-Feb-20	108.5	108.0	109.8	123.1	85.6	96.2	127.8	4.2
09-Feb-20	107.8	108.2	106.5	127.8	82.1	101.3	121.4	3.9
16-Feb-20	109.1	108.4	108.6	127.7	87.4	101.3	120.3	3.9
23-Feb-20	108.3	108.4	104.3	121.1	89.5	104.0	122.4	4.1
01-Mar-20	104.8	107.5	108.3	122.2	74.6	101.0	117.8	4.1
08-Mar-20	100.4	105.7	104.0	117.8	68.6	102.7	109.1	4.1
15-Mar-20	100.0	103.4	107.1	117.2	62.2	104.9	108.9	4.0
22-Mar-20	72.2	94.4	81.5	87.0	39.1	84.9	68.4	3.8
29-Mar-20	65.3	84.5	68.4	87.5	35.4	82.9	52.1	4.3
05-Apr-20	71.9	77.4	74.4	97.5	44.1	82.4	61.2	4.1
12-Apr-20	78.2	71.9	80.9	105.2	46.9	92.1	66.1	3.8
19-Apr-20	84.2	74.9	78.8	112.1	51.4	98.3	80.3	3.1
26-Apr-20	85.0	79.8	79.1	108.4	58.1	92.5	86.9	3.6
03-May-20	89.5	84.2	83.3	114.8	59.4	105.2	84.7	3.2
10-May-20	90.3	87.3	81.4	116.8	60.7	100.9	91.6	3.5
17-May-20	92.3	89.3	88.6	117.0	58.5	102.4	94.9	3.3
24-May-20	92.7	91.2	87.0	120.7	58.7	99.9	97.3	3.2
31-May-20	98.3	93.4	87.5	120.9	67.9	107.4	107.9	3.1
07-Jun-20	97.0	95.1	88.5	120.0	69.0	105.7	101.7	3.1
14-Jun-20	97.5	96.4	88.9	121.7	70.8	103.0	103.0	3.3
21-Jun-20	97.5	97.6	87.4	117.3	69.7	105.8	107.2	3.1
28-Jun-20	93.0	96.3	85.5	115.1	62.3	100.3	102.0	3.1
05-Jul-20	92.1	95.0	86.1	117.3	60.9	97.6	98.8	3.3
12-Jul-20	91.6	93.6	87.1	115.7	58.8	99.4	96.9	3.2
19-Jul-20	90.7	91.9	89.1	112.8	57.9	96.7	96.8	3.4
26-Jul-20	89.0	90.9	89.0	111.0	56.5	95.9	92.7	3.5
02-Aug-20	88.6	90.0	88.5	112.8	53.6	90.8	97.2	3.2
09-Aug-20	86.5	88.7	90.9	110.7	49.2	92.8	88.8	3.2
16-Aug-20	88.6	88.2	89.2	115.3	54.4	94.3	89.7	3.2
23-Aug-20	92.7	89.1	90.4	118.4	61.5	98.0	95.4	3.3
30-Aug-20	90.2	89.5	88.1	115.2	59.3	95.4	93.1	3.6
06-Sep-20	91.1	90.7	87.6	112.9	58.9	99.3	96.7	3.2
13-Sep-20	92.4	91.6	90.8	114.3	59.2	96.1	101.8	3.2
20-Sep-20	93.5	91.8	87.9	114.8	64.2	100.8	99.9	3.4
27-Sep-20	95.0	93.0	88.8	115.1	70.8	101.3	98.9	3.5
04-Oct-20	95.7	94.2	91.7	115.4	70.0	102.9	98.4	3.4
11-Oct-20	97.7	95.5	90.3	119.7	73.2	106.1	98.9	3.5
18-Oct-20	98.1	96.6	91.0	117.2	73.5	104.3	104.6	3.5
25-Oct-20	99.7	97.8	94.2	118.6	75.4	105.4	105.0	3.0
01-Nov-20	99.9	98.9	88.4	120.1	81.7	106.1	103.0	3.6

Source: ANZ-Roy Morgan



Important notice

[4 April 2019]

This publication is published by Australia and New Zealand Banking Group Limited ABN 11 005 357 522 ("ANZBGL") in Australia. This publication is intended as thought-leadership material. It is not published with the intention of providing any direct or indirect recommendations relating to any financial product, asset class or trading strategy.

The information in this publication is not intended to influence any person to make a decision in relation to a financial product or class of financial products. It is general in nature and does not take account of the circumstances of any individual or class of individuals. Nothing in this publication constitutes a recommendation, solicitation or offer by ANZBGL or its branches or subsidiaries (collectively "ANZ") to you to acquire a product or service, or an offer by ANZ to provide you with other products or services. All information contained in this publication is based on information available at the time of publication. While this publication has been prepared in good faith, no representation, warranty, assurance or undertaking is or will be made, and no responsibility or liability is or will be accepted by ANZ in relation to the accuracy or completeness of this publication or the use of information contained in this publication. ANZ does not provide any financial, investment, legal or taxation advice in connection with this publication.