

Monday, 3 May 2021

New Zealand Government lead over Opposition down to 14% in April – smallest lead since January 2020

The Labour/Greens government support is down 2.5% points to 55% in April. Support for the Labour Party dropped 4% points to 41.5% in April (its lowest level of support since February 2020 prior to the pandemic) while support for the Greens was up 1.5% points to 13.5%.

The governing parties are now 14% points ahead of the Parliamentary opposition National/Act NZ/Maori Party on 41%, up 6% points since March. Support for National has now recovered to its highest since last year's election, up 6.5% points to 29.5%, and is the highest for exactly a year since April 2020 at the start of the COVID-19 pandemic.

The recovery in support for National has come from both the Labour Party and fellow Opposition Party Act NZ, now on 9%, down 2% points from March. Support for the Maori Party has increased and is up by 1.5% points to post-election high of 2.5% in April.

This latest New Zealand Roy Morgan Poll on voting intention was conducted by telephone – both landline and mobile – with a New Zealand-wide cross-section of 933 electors during April. Electors were asked: *“If a New Zealand Election were held today which party would receive your party vote?”* Of all electors surveyed there were 6% (up 1.5% points) who didn't name a party.

Labour/Greens (55%) lead over opposition National/Act NZ/Maori (41%) cut to 14% points

In April 55% of electors supported the Labour/Greens governing partnership, down 2.5% points on March. The governing parties are now 14% points ahead of the Parliamentary opposition National/Act NZ/Maori Party on 41%, up 6% points since March.

This is the narrowest lead for the Labour-led Government for over a year since January 2020 when Prime Minister Jacinda Ardern's Government led 53% cf. 43% over the National-led Opposition.

A small minority of 4% of electors support other minor parties outside Parliament with support for NZ First down 1.5% points to 1% and The Opportunities Party (TOP) down 1.5% points to 0.5% in April.

New Zealand Government Confidence Rating virtually unchanged at 136 in April

In April a slightly increased majority of 62.5% of New Zealand electors (up 1% point) said New Zealand was 'heading in the right direction' compared to just over a quarter, 26.5% (up 0.5% points) who said New Zealand was 'heading in the wrong direction'.

Michele Levine, CEO Roy Morgan, says the New Zealand-Australia travel bubble finally opened in mid-April, however the restored availability of quarantine free holidays in Australia hasn't provided a boost to the Government as other issues come to the fore:

“The long-awaited travel bubble between New Zealand and Australia finally opened on April 19 but the re-opened borders haven't provided a boost to the Ardern Government with other issues dominating the discussion in recent weeks.

“Opposition Leader Judith Collins has criticised the Government's proposed reforms to New Zealand's Health System which will scrap the existing 20 District Health Boards (DHBs) to be replaced with by a single national authority known as 'Health NZ'.

FOR IMMEDIATE RELEASE

“Health NZ will operate four regional divisions and there will be a separate Maori Health Authority (MHA) empowered to develop health policy and commission health services specifically for Maori. Collins has criticised the proposal as she claims health issues stem from poverty rather than race and segregating the health system along racial lines will not address these issues.

“Also in the headlines has been New Zealand’s stance on China and its contrast with its allies in the Five Eyes alliance including the US, UK, Australia and Canada. Foreign Minister Nanaia Mahuta said New Zealand was uncomfortable using the Five Eyes intelligence and security network to define New Zealand’s relationship with China and stated that New Zealand needs to ‘maintain and respect the particular customs, traditions and values’ held by China.

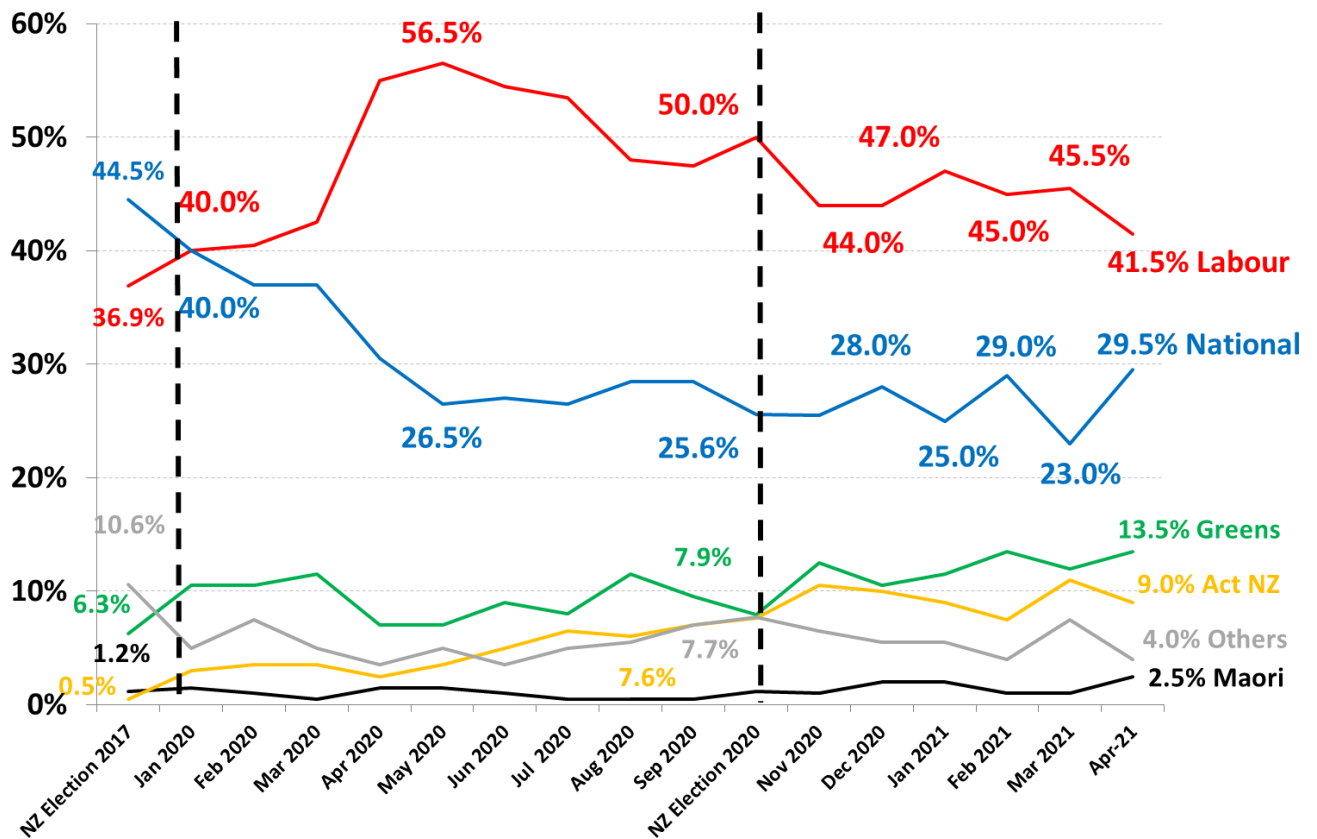
“There has been pushback from MPs in close allies the UK and Australia on Mahuta’s statement particularly as it relates to alleged human rights abuses by the Chinese Government against the Uyghur minority in Xinjiang. The opposition Act NZ party is set to introduce a resolution to Parliament in early May that declares China’s oppression of the Uyghurs in Xinjiang as an ‘act of genocide’ which will put a further spotlight on the Government’s position on the issue.

“These issues have clearly dented support for the Labour/Greens coalition and the latest Roy Morgan New Zealand Poll shows they have the support of 55% of electors in April, down 2.5% points from March and only 14% points ahead of the National-led Opposition on 41% - the narrowest margin since January 2020 pre-pandemic.”

For comments or more information about Roy Morgan’s New Zealand Voting Data and profiles of supporters of Labour, National and other parties, please contact:

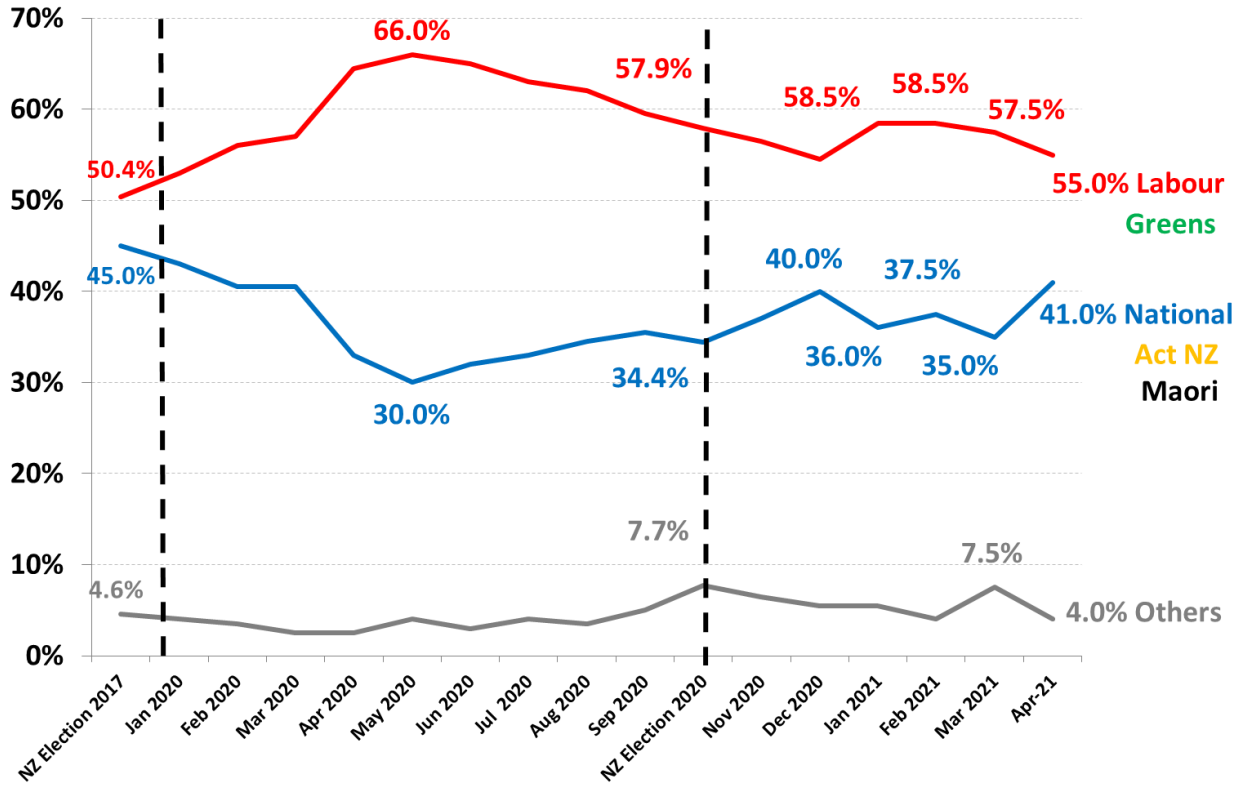
Roy Morgan Enquiries
Office: +61 (3) 9224 5309
askroymorgan@roymorgan.com

New Zealand Party Vote: 2020-21



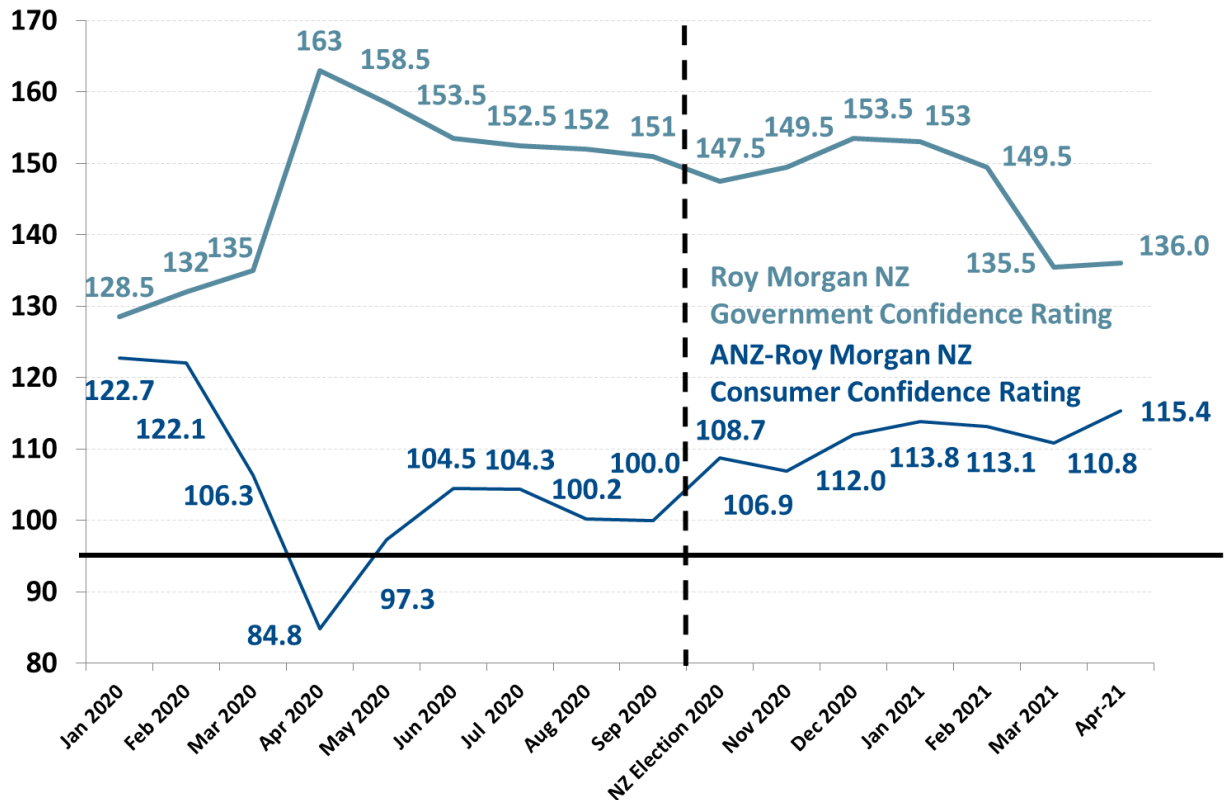
Source: Roy Morgan New Zealand Single Source. January 2020 – April 2021.
Base: New Zealand electors aged 18+. Average interviews per month = 925.

New Zealand Party Vote: NZ Govt. v Parliamentary Opposition



Source: Roy Morgan New Zealand Single Source. January 2020 – April 2021.
Base: New Zealand electors aged 18+. Average interviews per month = 925.

Roy Morgan NZ Government Confidence Rating vs. ANZ-Roy Morgan NZ Consumer Confidence



Source: Roy Morgan New Zealand Single Source. January 2020 – April 2021.
Base: New Zealand electors aged 18+. Average interviews per month = 925.

Voting Intention Summary

The following table compares the latest New Zealand Roy Morgan Polls on Voting Intention with the result from the September 23, 2017 General Election:

<u>PARTY VOTE ELECTIONS</u>	<u>Labour</u> %	<u>Green Party*</u> %	<u>National</u> %	<u>ACT NZ</u> %	<u>Maori Party**</u> %	<u>TOP**</u> %	<u>NZ First</u> %	<u>Other</u> %
October 12, 1996*	28.19	10.10	33.87	6.10	n/a	n/a	13.35	8.39
November 27, 1999	38.74	5.16	30.50	7.04	n/a	n/a	4.26	14.30
July 27, 2002	41.26	7.00	20.93	7.14	n/a	n/a	10.38	13.29
September 17, 2005	41.10	5.30	39.10	1.51	2.12	n/a	5.72	5.15
November 8, 2008	33.99	6.72	44.93	3.65	2.39	n/a	4.07	4.25
November 26, 2011	27.48	11.06	47.31	1.07	1.43	n/a	6.59	5.06
September 20, 2014	25.13	10.70	47.04	0.69	1.32	n/a	8.66	6.46
September 23, 2017	36.89	6.27	44.45	0.50	1.18	2.44	7.20	1.07
October 17, 2020	50.01	7.86	25.58	7.59	1.17	1.51	2.60	3.70
<u>ROY MORGAN</u>								
January 2020	40	10.5	40	3	1.5	0.5	2.5	2
February 2020	40.5	10.5	37	3.5	1	1.5	5	1
March 2020	42.5	11.5	37	3.5	0.5	1	3	1
April 2020	55	7	30.5	2.5	1.5	0.5	2.5	0.5
May 2020	56.5	7	26.5	3.5	1.5	1	2.5	1.5
June 2020	54.5	9	27	5	1	1.5	1.5	0.5
July 2020	53.5	8	26.5	6.5	0.5	1.5	1.5	2
August 2020	48	11.5	28.5	6	0.5	1	2.5	2
September 2020	47.5	9.5	28.5	7	0.5	1.5	2.5	3
NZ Election 2020	50	7.9	25.6	7.6	1.2	1.5	2.6	3.7
November 2020	44	12.5	25.5	10.5	1	2	1.5	3
December 2020	44	10.5	28	10	2	2	2	1.5
January 2021	47	11.5	25	9	2	1.5	2	2
February 2021	45	13.5	29	7.5	1	1	1.5	1.5
March 2021	45.5	12	23	11	1	2	2.5	3
April 2021	41.5	13.5	29.5	9	2.5	0.5	1	2.5

*The 1996 Election was the first New Zealand Election contested via MMP (Mixed Member Proportional). At the 1996 Election the Greens Party contested as part of the "Alliance" political grouping with four other political parties.

**The Maori Party was launched in July 2004. The Opportunities Party (TOP) was launched in November 2016.

Two-Party Preferred: Labour Party-led Government vs. Parliamentary Opposition Parties

	Labour Party-led Government (Labour, Greens)	Parliamentary Opposition Parties (National, Act NZ & Maori)
2020		
NZ Election, October 17, 2020*	57.87	34.33

ROY MORGAN NEW ZEALAND POLL

Labour wins the NZ Election and, despite securing a majority of seats in Parliament, signs a 'Cooperation Agreement' with the Greens – October 31, 2020

November 2020	56.5	37
December 2020	54.5	40
2021		
January 2021	58.5	36
February 2021	58.5	37.5
March 2021	57.5	35
April 2021	55	41

*At the 2020 NZ Election the Labour party secured 50.01% of the vote which was enough to govern in their own right but Labour opted to sign a 'Cooperation Agreement' with the Greens, who won 7.86% of the vote. There were three Parties elected to Parliament not in Government led by National (25.58%), Act NZ (7.59%) and the Maori Party (1.17%).

NEW ZEALAND: HEADING IN “RIGHT” OR “WRONG” DIRECTION?

Electors were asked: “Generally speaking, do you feel that things in New Zealand are heading in the right direction or would you say things are seriously heading in the wrong direction?”

NZ Roy Morgan Government Confidence Rating: Interviewing Dates (National Party Govt.)

	May 1-14, <u>2017</u>	May 29-Jun 11, <u>2017</u>	Jun 26-Jul 9, <u>2017</u>	July 31-Aug 13, <u>2017</u>	Aug 28-Sep 10, <u>2017</u>	Oct 2-15, <u>2017</u>
	%	%	%	%	%	%
Right direction	60.5	61.5	63	62.5	62	58.5
Wrong direction	27	27	23.5	23.5	25	27.5
Roy Morgan GCR#	133.5	134.5	139.5	139	137	131
Can't say	12.5	11.5	13.5	14	13	14
TOTAL	100	100	100	100	100	100

NZ Roy Morgan Government Confidence Rating: Interviewing Dates (Labour Party Govt.)

	Oct 30-Nov 12, <u>2017</u>	Nov 27-Dec 10, <u>2017</u>	January <u>2020</u>	February <u>2020</u>	March <u>2020</u>	April <u>2020</u>	May <u>2020</u>	June <u>2020</u>	July <u>2020</u>	August <u>2020</u>	Sept. <u>2020</u>
	%	%	%	%	%	%	%	%	%	%	%
Right direction	66.5	68	58	59	60.5	77	76	72	71.5	71	70.5
Wrong direction	20	18	29.5	27	25.5	14	17.5	18.5	19	19	19.5
Roy Morgan GCR#	146.5	150	128.5	132	135	163	158.5	153.5	152.5	152	151
Can't say	13.5	14	12.5	14	14	9	6.5	9.5	9.5	10	10
TOTAL	100	100	100	100	100	100	100	100	100	100	100

NZ Roy Morgan Government Confidence Rating: Interviewing Dates (Labour Party Govt.)

	Oct. <u>2020</u>	Nov. <u>2020</u>	Dec. <u>2020</u>	Jan. <u>2021</u>	Feb. <u>2021</u>	Mar. <u>2021</u>	Apr. <u>2021</u>
	%	%	%	%	%	%	%
Right direction	68.5	69.5	71.5	71.5	69.5	61.5	62.5
Wrong direction	21	20	18	18.5	20	26	26.5
Roy Morgan GCR#	147.5	149.5	153.5	153	149.5	135.5	136
Can't say	10.5	10.5	10.5	10	10.5	12.5	11
TOTAL	100	100	100	100	100	100	100

#Roy Morgan GCR = Roy Morgan Government Confidence Rating (The Roy Morgan GCR is 100 plus the difference between the percentage of Kiwis who say the country is “heading in the right direction” and the percentage who say the country is “seriously heading in the wrong direction”).

The Roy Morgan Poll is conducted by the **ONLY** Australian and NZ member of the Gallup International Association. No other public opinion poll taken in Australia or New Zealand has this qualification.

Margin of Error

The margin of error to be allowed for in any estimate depends mainly on the number of interviews on which it is based. The following table gives indications of the likely range within which estimates would be 95% likely to fall, expressed as the number of percentage points above or below the actual estimate. The figures are approximate and for general guidance only, and assume a simple random sample. Allowance for design effects (such as stratification and weighting) should be made as appropriate.

Sample Size	Percentage Estimate			
	40%-60%	25% or 75%	10% or 90%	5% or 95%
1,000	±3.2	±2.7	±1.9	±1.4
1,500	±2.6	±2.2	±1.5	±1.1