

Tuesday, 14 July 2020

PM Jacinda Ardern on track for easy re-election as National's leader Todd Muller resigns after fewer than two months in the job

In June support for Prime Minister Jacinda Ardern's Labour Party was at 54.5% down 2% since May, but still more than double the support for National on 27%, up only 0.5%, two months before the election in mid-September.

If an election were held today Labour could govern without the help of either New Zealand First or the Greens.

The large decline in support for National since being level with Labour on 40% in January prompted the opposition to replace former leader Simon Bridges with Todd Muller in late May. The latest results for June show the change in leadership had a negligible impact on support for National and this week Muller resigned after less than two months in the job citing health reasons.

This latest New Zealand Roy Morgan Poll on voting intention was conducted by telephone – both landline and mobile – with a NZ wide cross-section of 879 electors during June. Of all electors surveyed 6% (up 0.5%) didn't name a party. Electors were asked: *"If a New Zealand Election were held today which party would receive your party vote?"*

Support for the Labour/NZ First/Greens governing coalition held strong at 65% in June

In June 65% of electors supported the Labour/NZ First/Greens governing coalition, down 1% since May. The governing coalition was well ahead of the Parliamentary opposition National/ Act NZ on only 32%, but up 2% since May.

- Support for Deputy Prime Minister Winston Peter's NZ First was at only 1.5% in June, down 1% since May and down a significant 5.7% since their election result of 7.2% in 2017. NZ First dropped below the party vote threshold of 5% in June and may be ejected from Parliament altogether at this year's NZ Election if the voting intention translates into less than 5% of the vote.
- Greens support was at 9%, up 2% since May and up 2.7% since their election result in 2017 and was comfortably above the 5% threshold.
- Support for Act NZ increased to 5% in June, up 1.5% since May and were this level of support repeated at the election it would be Act's best election result since 2002.

A small minority of 3% of electors support other minor parties outside Parliament.

- Of the parties outside Parliament The Opportunities Party (TOP) was up 0.5% to 1.5% in June and the Maori Party was at 1% (down 0.5%).

New Zealand Government Confidence Rating at near record high of 153.5 in June

Despite a small decline, the Roy Morgan Government Confidence Rating was at a very high 153.5 in June, but down 5pts from 158 in May.

The majority (72%) of New Zealand electors (down 4% since May) said New Zealand was 'heading in the right direction' compared to only 18.5% (up 1%) that said New Zealand was 'heading in the wrong direction'.

In contrast to decline in the latest Government Confidence Rating the monthly [ANZ-Roy Morgan Consumer Confidence Rating](#) increased by 7.2pts to 104.5 in June and was back above the neutral level of 100 for the first time since the COVID-19 pandemic began.

FOR IMMEDIATE RELEASE

Although both indices started 2020 in a similar place with Government Confidence at 128.5 in January and ANZ-Roy Morgan Consumer Confidence at 122.7 – they have moved in opposite directions since.

Government Confidence increased early in the year and peaked in April at a record high of 163, and has since declined 9.5pts, while Consumer Confidence dropped early in the year and hit a ten-year low of 84.8 in the same month and has since increased by 19.7pts over the last two months.

Michele Levine, CEO, Roy Morgan, says National’s decision to change leaders in late May has failed to improve their support with Prime Minister Jacinda Ardern set to be re-elected with an increased majority in September:

“Today’s Roy Morgan New Zealand Poll shows the strong and decisive leadership of Prime Minister Jacinda Ardern in leading New Zealand through the COVID-19 pandemic is set to deliver an expanded majority for the Labour Party-led coalition at September’s election.

“Support for the Jacinda Ardern-led Labour Party was at 54.5% in June and more than double that for the Todd Muller-led National on 27%. Muller has this week decided to resign after replacing former leader Simon Bridges in late May after support for National plunged during the successful response to COVID-19 led by PM Jacinda Ardern.

“Although Labour’s coalition partners NZ First are in danger of missing out on a return to Parliament as their support has dropped to only 1.5%, support for the Greens was up 2% to 9% in June. Perhaps the most surprising result was the increase in support for Act NZ which was at 5% and on track to record its best election result since winning 9 seats at the 2002 election.

“The resignation of Todd Muller as National’s leader only two months before the election leaves the party scrambling to find a new leader with the front-runners being acting leader Nikki Kaye and Shadow Attorney General Judith Collins.

“The results from today’s Roy Morgan Poll show the new leader faces a mountain to climb to challenge a popular Government after Prime Minister Jacinda Ardern successfully pegged Muller with National’s failures during his short period in charge.”

For comments or more information about Roy Morgan’s New Zealand Voting Data and profiles of supporters of Labour, National and other parties, please contact:

Roy Morgan Enquiries

Office: +61 (3) 9224 5309

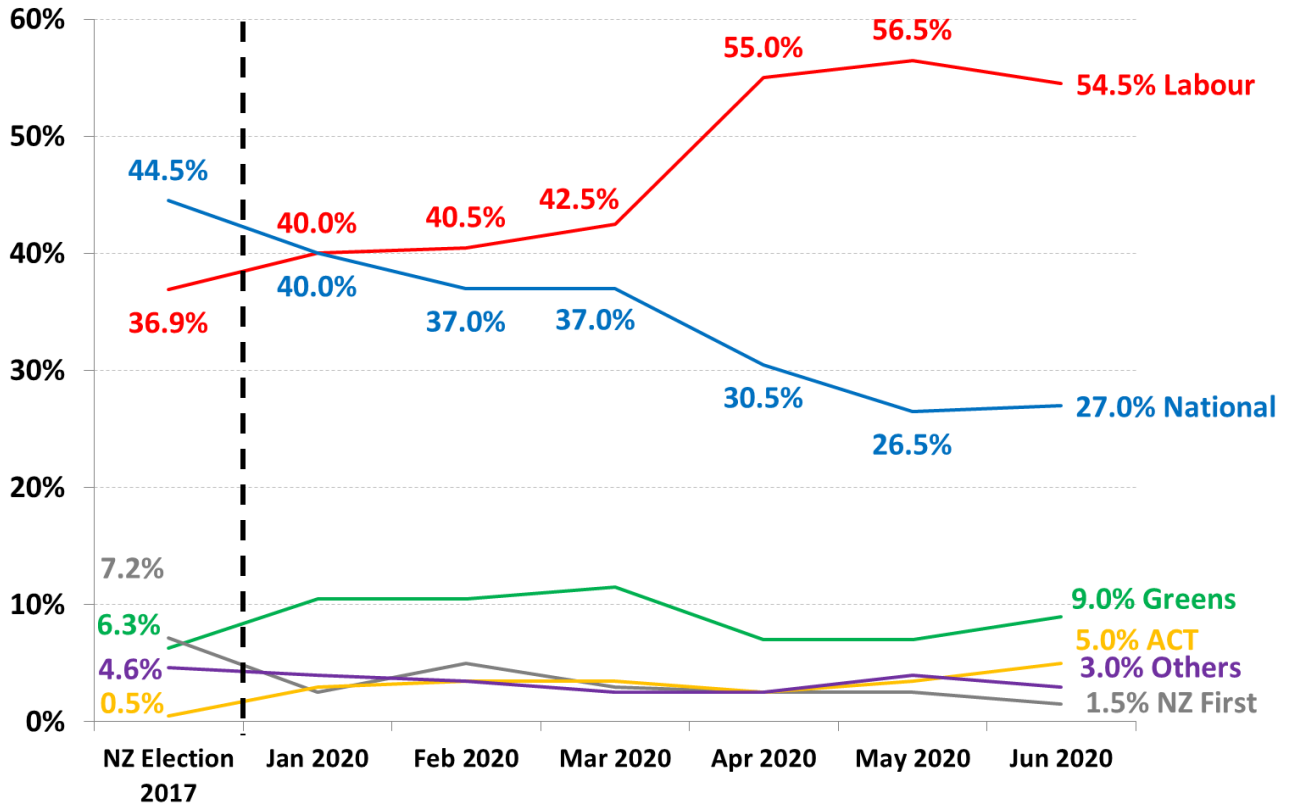
askroymorgan@roymorgan.com

Margin of Error

The margin of error to be allowed for in any estimate depends mainly on the number of interviews on which it is based. The following table gives indications of the likely range within which estimates would be 95% likely to fall, expressed as the number of percentage points above or below the actual estimate. The figures are approximate and for general guidance only, and assume a simple random sample. Allowance for design effects (such as stratification and weighting) should be made as appropriate.

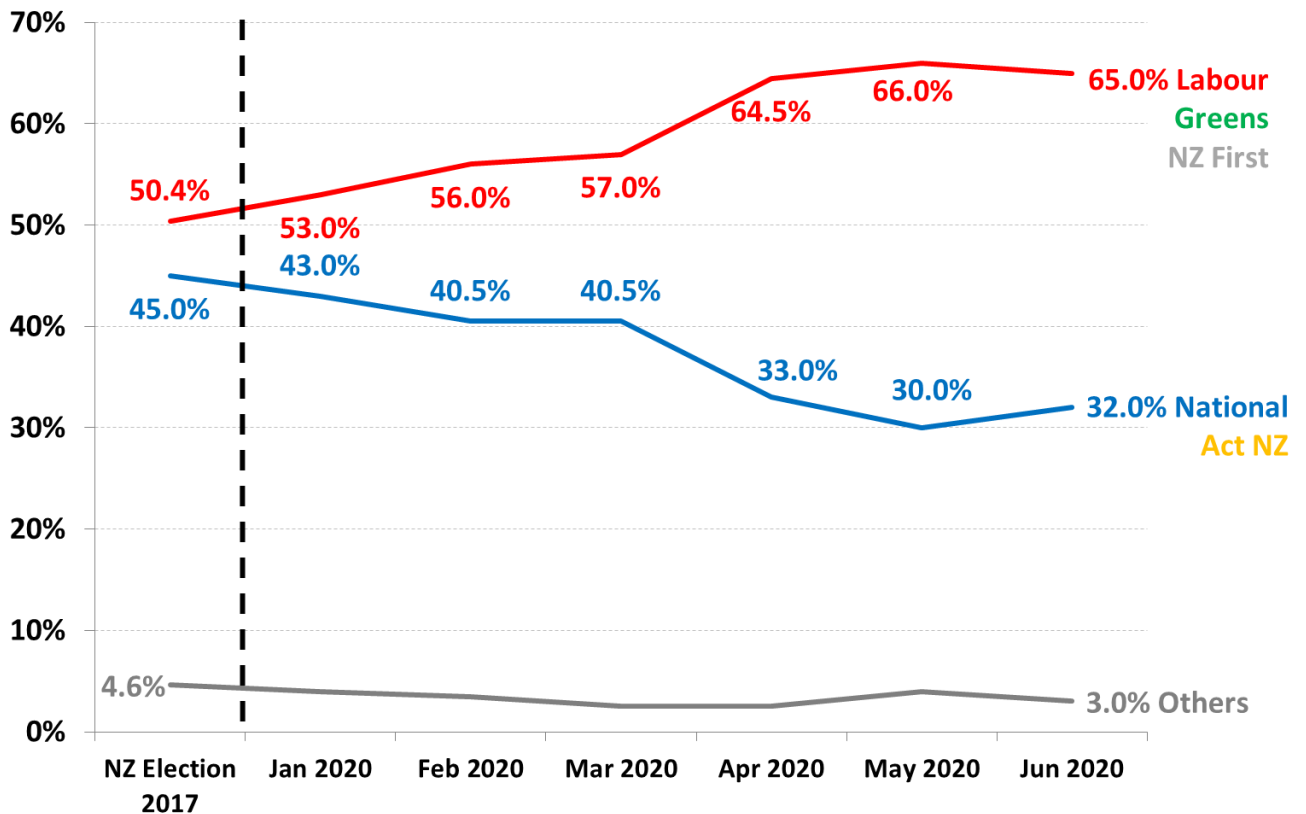
Sample Size	Percentage Estimate			
	40%-60%	25% or 75%	10% or 90%	5% or 95%
1,000	±3.2	±2.7	±1.9	±1.4
1,500	±2.6	±2.2	±1.5	±1.1

New Zealand Party Vote: 2020



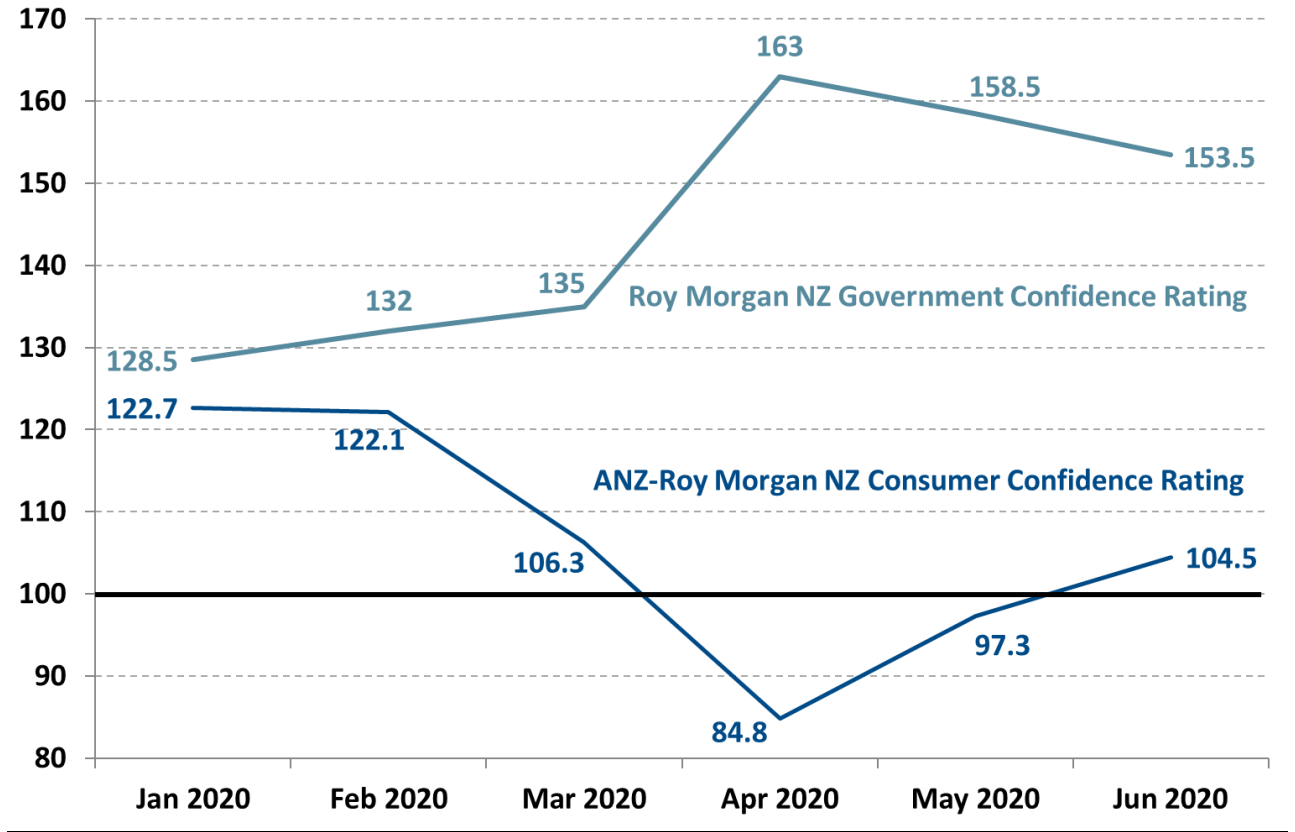
Source: Roy Morgan New Zealand Single Source. January – June 2020. **Base:** New Zealand electors aged 18+. Average interviews per month = 897.

New Zealand Party Vote: NZ Govt. v Parliamentary Opposition



Source: Roy Morgan New Zealand Single Source. January – June 2020. **Base:** New Zealand electors aged 18+. Average interviews per month = 897.

Roy Morgan NZ Government Confidence Rating vs. ANZ-Roy Morgan NZ Consumer Confidence



Source: Roy Morgan New Zealand Single Source. January – June 2020. Base: New Zealand electors aged 18+. Average interviews per month = 897.

Voting Intention Summary

The following table compares the latest New Zealand Roy Morgan Polls on Voting Intention with the result from the September 23, 2017 General Election:

<u>PARTY VOTE ELECTIONS</u>	<u>Labour</u> %	<u>NZ First</u> %	<u>Green Party*</u> %	<u>National</u> %	<u>ACT NZ</u> %	<u>TOP**</u> %	<u>Maori Party**</u> %	<u>Other</u> %
October 12, 1996*	28.19	13.35	10.10	33.87	6.10	n/a	n/a	8.39
November 27, 1999	38.74	4.26	5.16	30.50	7.04	n/a	n/a	14.30
July 27, 2002	41.26	10.38	7.00	20.93	7.14	n/a	n/a	13.29
September 17, 2005	41.10	5.72	5.30	39.10	1.51	n/a	2.12	5.15
November 8, 2008	33.99	4.07	6.72	44.93	3.65	n/a	2.39	4.25
November 26, 2011	27.48	6.59	11.06	47.31	1.07	n/a	1.43	5.06
September 20, 2014	25.13	8.66	10.70	47.04	0.69	n/a	1.32	6.46
September 23, 2017	36.89	7.20	6.27	44.45	0.50	2.44	1.18	1.07
<u>ROY MORGAN</u>								
Oct 2-15, 2017	31	6.5	11	46	0.5	2	1.5	1.5
Oct 30-Nov 12, 2017	39.5	5	10	40.5	0.5	2	1.5	1
Nov 27-Dec 10, 2017	37	8	10	40.5	0.5	2.5	0.5	1
Jan 2-28, 2018	42.5	6	9	39	0.5	1.5	1	0.5
2020								
January 2020	40	2.5	10.5	40	3	0.5	1.5	2
February 2020	40.5	5	10.5	37	3.5	1.5	1	1
March 2020	42.5	3	11.5	37	3.5	1	0.5	1
April 2020	55	2.5	7	30.5	2.5	0.5	1.5	0.5
May 2020	56.5	2.5	7	26.5	3.5	1	1.5	1.5
June 2020	54.5	1.5	9	27	5	1.5	1	0.5

*The 1996 Election was the first New Zealand Election contested via MMP (Mixed Member Proportional). At the 1996 Election the Greens Party contested as part of the "Alliance" political grouping with four other political parties.

**The Maori Party was launched in July 2004. The Opportunities Party (TOP) was launched in November 2016.

Two-Party Preferred: Labour Party-led Government vs. Parliamentary Opposition Parties

	<u>Labour Party-led Government</u> (Labour, NZ First, Greens)	<u>Parliamentary Opposition Parties</u> (National & Act NZ)
Election, September 23, 2017*	50.36	44.95
<u>ROY MORGAN NEW ZEALAND POLL</u>		
Oct 2-15, 2017	48.5	46.5
NZ First under leader Winston Peters decides to support Labour's Jacinda Ardern for PM		
Oct 30-Nov 12, 2017	54.5	41
Nov 27-Dec 10, 2017	55	41
2020		
January 2020	53	43
February 2020	56	40.5
March 2020	57	40.5
April 2020	64.5	33
National elects new leader Todd Muller to replace Simon Bridges – May 22, 2020		
May 2020	66	30
June 2020	65	32

*At the 2017 New Zealand Election the National-led Government returned only two parties (National & Act NZ) who received 44.95% of the vote compared to 50.36% that went to the three Parliamentary Opposition Parties: Labour, New Zealand First and the Greens.

Finding No. 8469 taken from Computer Report No. 2445

The Roy Morgan Poll is conducted by the **ONLY** Australian and NZ member of the Gallup International Association.

No other public opinion poll taken in Australia or New Zealand has this qualification.

NEW ZEALAND: HEADING IN “RIGHT” OR “WRONG” DIRECTION?

Electors were asked: “Generally speaking, do you feel that things in New Zealand are heading in the right direction or would you say things are seriously heading in the wrong direction?”

NZ Roy Morgan Government Confidence Rating: Interviewing Dates (National Party Govt.)

	June 8-21, <u>2015</u>	June 29-July 12, <u>2015</u>	Aug 3-16, <u>2015</u>	Aug 31-Sep 13, <u>2015</u>	Sep 28-Oct 11, <u>2015</u>	Oct 26- Nov 8, <u>2015</u>	Nov 23-Dec 6, <u>2015</u>
	%	%	%	%	%	%	%
Right direction	62.5	51	54	58	53	60	59.5
Wrong direction	27	33	34	29.5	31	28.5	31
Roy Morgan GCR#	135.5	118	120	128.5	122	131.5	128.5
Can't say	10.5	16	12	12.5	16	11.5	9.5
TOTAL	100	100	100	100	100	100	100

NZ Roy Morgan Government Confidence Rating: Interviewing Dates (National Party Govt.)

	Jan 4-17, <u>2016</u>	Feb 1-14, <u>2016</u>	Feb 29-Mar 13, <u>2016</u>	Apr 4-17, <u>2016</u>	May 2-15, <u>2016</u>	May 30-June 12, <u>2016</u>	Jul 4-17, <u>2016</u>	Aug 8-21, <u>2016</u>
	%	%	%	%	%	%	%	%
Right direction	59.5	56.5	61	57.5	59	54.5	57.5	58
Wrong direction	28	28.5	29	30.5	29	34	30.5	30.5
Roy Morgan GCR#	131.5	128	132	127	130	120.5	127	127.5
Can't say	12.5	15	10	12	12	11.5	12	11.5
TOTAL	100	100	100	100	100	100	100	100

NZ Roy Morgan Government Confidence Rating: Interviewing Dates (National Party Govt.)

	Sep 5-18, <u>2016</u>	Oct 10-23, <u>2016</u>	Nov 7-20, <u>2016</u>	Nov 28-Dec 11, <u>2016</u>	Jan 3-16, <u>2017</u>	Jan 30-Feb 12, <u>2017</u>	Feb 27-Mar 12, <u>2017</u>	April 3-16, <u>2017</u>
	%	%	%	%	%	%	%	%
Right direction	52	55.5	65	58.5	63	63.5	61.5	58
Wrong direction	35	29	24	27.5	23	23.5	25.5	29
Roy Morgan GCR#	117	126.5	141	131	140	140	136	129
Can't say	13	15.5	11	14	14	13	13	13
TOTAL	100	100	100	100	100	100	100	100

NZ Roy Morgan Government Confidence Rating: Interviewing Dates (National Party Govt.)

	May 1-14, <u>2017</u>	May 29-Jun 11, <u>2017</u>	Jun 26-Jul 9, <u>2017</u>	July 31-Aug 13, <u>2017</u>	Aug 28-Sep 10, <u>2017</u>	Oct 2-15, <u>2017</u>
	%	%	%	%	%	%
Right direction	60.5	61.5	63	62.5	62	58.5
Wrong direction	27	27	23.5	23.5	25	27.5
Roy Morgan GCR#	133.5	134.5	139.5	139	137	131
Can't say	12.5	11.5	13.5	14	13	14
TOTAL	100	100	100	100	100	100

NZ Roy Morgan Government Confidence Rating: Interviewing Dates (Labour Party Govt.)

	Oct 30-Nov 12, <u>2017</u>	Nov 27-Dec 10, <u>2017</u>	January <u>2020</u>	February <u>2020</u>	March <u>2020</u>	April <u>2020</u>	May <u>2020</u>	June <u>2020</u>
	%	%	%	%	%	%	%	%
Right direction	66.5	68	58	59	60.5	77	76	72
Wrong direction	20	18	29.5	27	25.5	14	17.5	18.5
Roy Morgan GCR#	146.5	150	128.5	132	135	163	158.5	153.5
Can't say	13.5	14	12.5	14	14	9	6.5	9.5
TOTAL	100	100	100	100	100	100	100	100

FOR IMMEDIATE RELEASE