

Tuesday, 12 January 2021

Labour/Greens enjoy majority support of 54.5% of New Zealand electors as 2021 begins

The Labour/Greens government enjoys the support of 54.5% of New Zealand electors as 2021 begins, down 2% points since November. Although a clear majority of electors support the Labour/Greens alliance this is the lowest level of combined support for the two governing parties since March 2020. Support for the Labour Party is unchanged at 44% in December.

Support for the main opposition National Party is up 2.5% points to 28%, while support for Act NZ is down slightly by 0.5% points to 10%. Support for the Maori Party is now up 1% point to 2%.

This latest New Zealand Roy Morgan Poll on voting intention was conducted by telephone – both landline and mobile – with a NZ-wide cross-section of 939 electors during December. Electors were asked: “If a New Zealand Election were held today which party would receive your party vote?” Of all electors surveyed 3% didn’t name a party.

Support for Labour/Greens at 54.5% is well ahead of National/Act NZ/Maori Party on 40%

In December 54.5% of electors supported the Labour/Greens governing partnership, down 2% points since November. The governing parties were well ahead of the Parliamentary opposition National/Act NZ/Maori Party on 40%, up 3% points since November.

A small minority of 5.5% of electors support other minor parties outside Parliament.

- Of the parties outside Parliament, The Opportunities Party (TOP) was unchanged at 2% in December and New Zealand First was up 0.5% points to 2%.

New Zealand Government Confidence Rating was up 4pts to 153.5 in December

Roy Morgan Government Confidence Rating was up 4pts to 153.5 in December. The majority (71.5%) of New Zealand electors (up 2% since November) said New Zealand was ‘heading in the right direction’ compared to only 18% (down 2%) who said New Zealand was ‘heading in the wrong direction’.

Michele Levine, CEO Roy Morgan, says Prime Minister Jacinda Ardern’s leadership and adept handling of the COVID-19 pandemic led to a resounding victory in the October election and has put New Zealand in prime position to reap the benefits of the global recovery:

“Prime Minister Jacinda Ardern’s leadership and effective handling of the challenges posed by the COVID-19 pandemic during 2020 was the highlight of the year for New Zealand which closed its borders early on and has been virus-free for most of the second-half of the year.

“The exemplary response to COVID-19 led to a resounding victory for Prime Minister Ardern in October’s election and a second term for Labour in a ‘Cooperation Agreement’ with the Greens – even though Labour secured a majority of the vote and could have governed in its own right.

“Nevertheless, support for the Labour/Greens government is down 2% points to 54.5% in December with Labour support unchanged on 44% while Greens support dropped 2% points to 10.5%. The lead has narrowed to 14.5% over the Opposition National/Act NZ/Maori Party which has combined support of 40% and is the smallest lead for the Labour-led Government for a year since January 2020 (Labour-led Government 53% cf. National-led Opposition 43%).

FOR IMMEDIATE RELEASE

“The New Year presents new challenges for the Ardern-led Government as New Zealand looks to recover from the impact of the COVID-19 pandemic even as many countries overseas are still grappling with the worst effects of the virus.

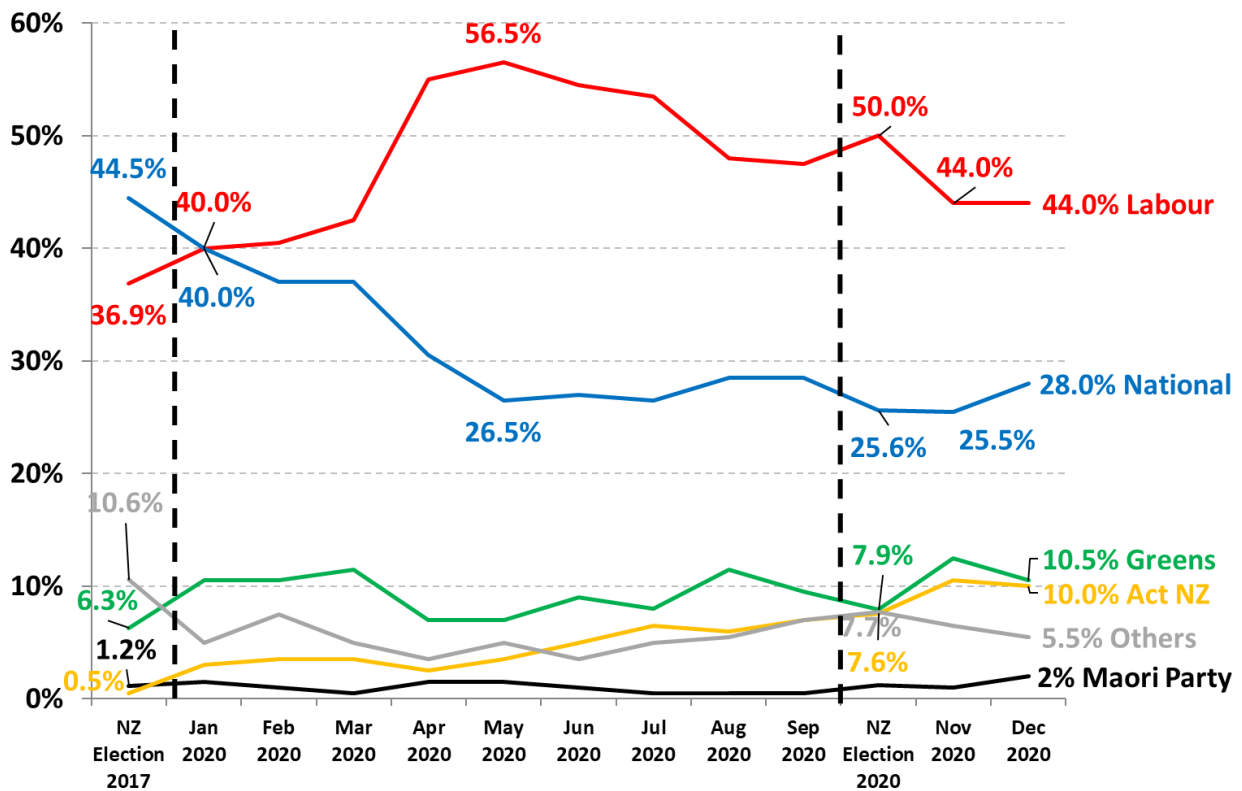
“Key issues include the roll-out of the vaccine to New Zealanders during the first half of 2021 as well as the potential full re-opening of borders with Australia to two-way travel – now dependent on Australia getting the latest outbreaks in NSW, Victoria and Queensland firmly under control.

“In addition, there are election commitments to provide more affordable housing, particularly in Auckland, and implement firm policies on Climate Change to reduce New Zealand’s net emissions of carbon dioxide to zero as soon as possible.”

For comments or more information about Roy Morgan’s New Zealand Voting Data and profiles of supporters of Labour, National and other parties, please contact:

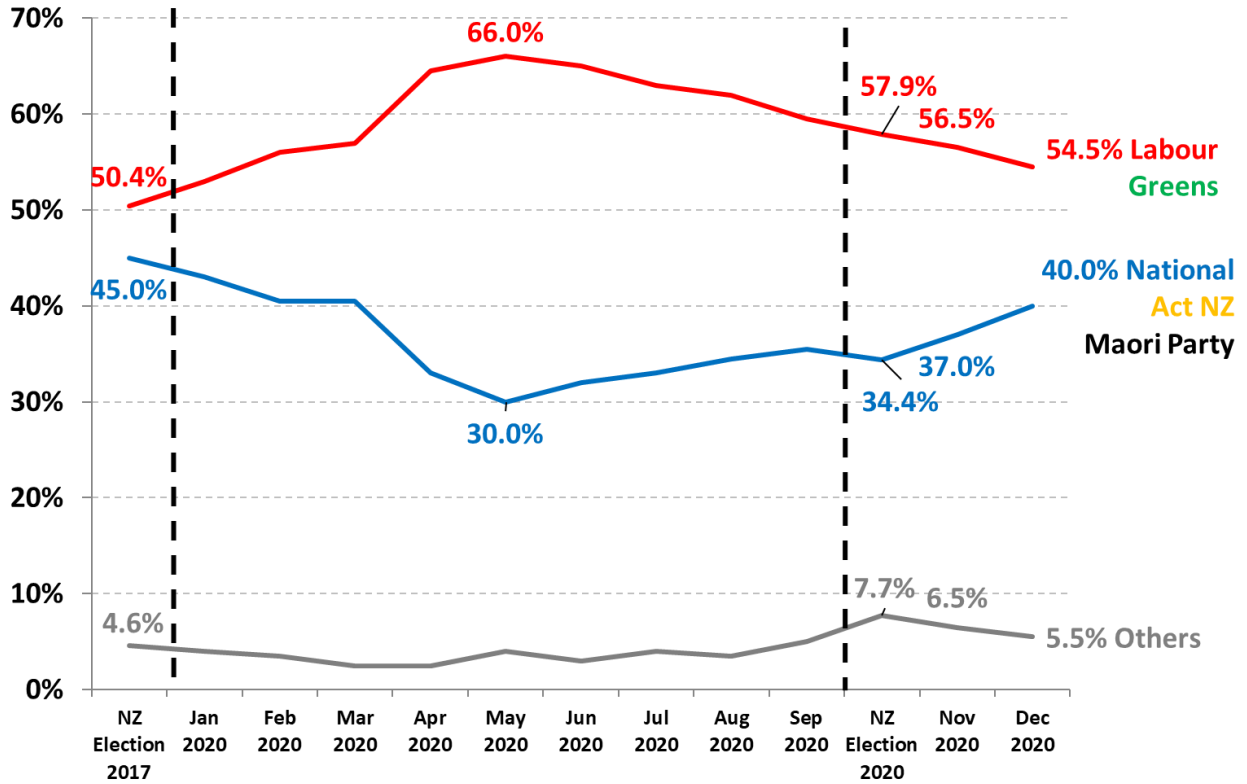
Roy Morgan Enquiries
 Office: +61 (3) 9224 5309
askroymorgan@roymorgan.com

New Zealand Party Vote: 2020



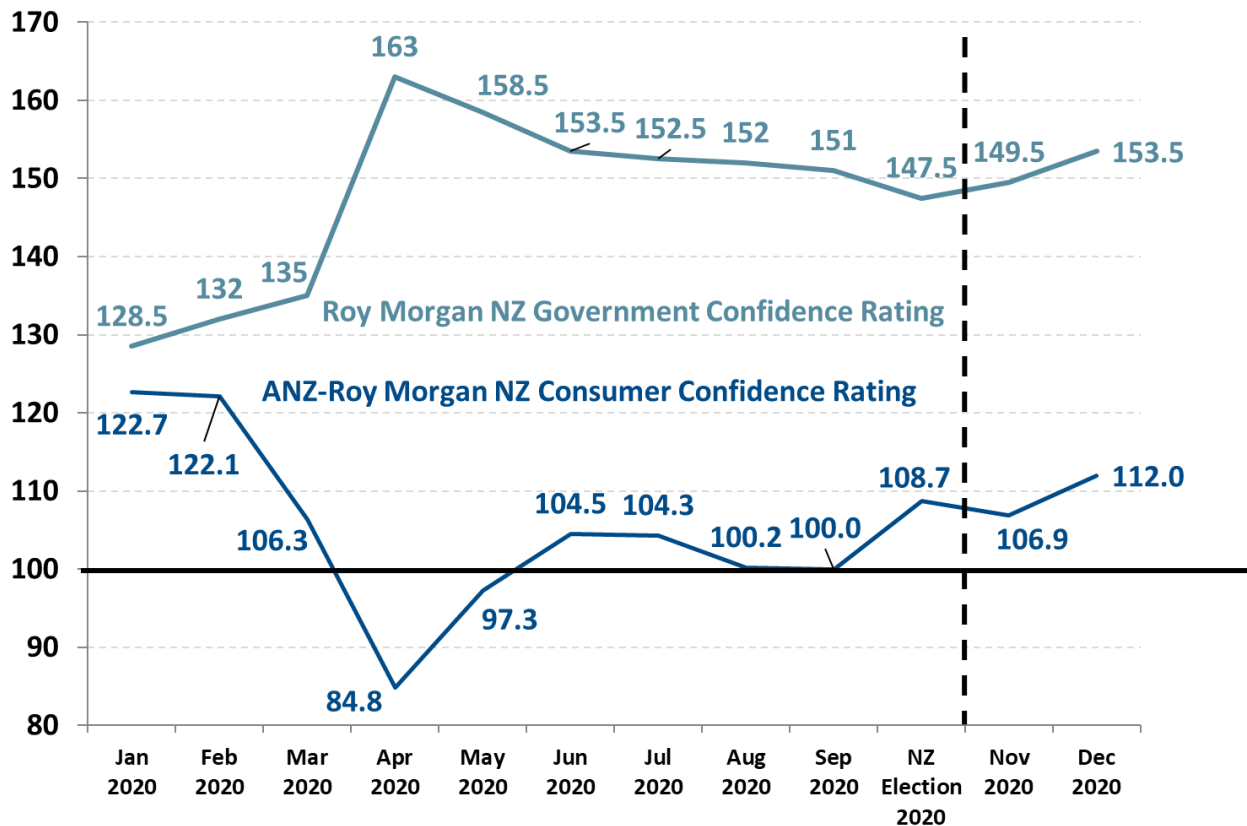
Source: Roy Morgan New Zealand Single Source. January – December 2020. **Base:** New Zealand electors aged 18+. Average interviews per month = 923.

New Zealand Party Vote: NZ Govt. v Parliamentary Opposition



Source: Roy Morgan New Zealand Single Source. January – December 2020. **Base:** New Zealand electors aged 18+. Average interviews per month = 923.

Roy Morgan NZ Government Confidence Rating vs. ANZ-Roy Morgan NZ Consumer Confidence



Source: Roy Morgan New Zealand Single Source. January – December 2020. **Base:** New Zealand electors aged 18+. Average interviews per month = 923.

Voting Intention Summary

The following table compares the latest New Zealand Roy Morgan Polls on Voting Intention with the result from the September 23, 2017 General Election:

<u>PARTY VOTE ELECTIONS</u>	<u>Labour</u> %	<u>Green Party*</u> %	<u>National</u> %	<u>ACT NZ</u> %	<u>Maori Party**</u> %	<u>TOP**</u> %	<u>NZ First</u> %	<u>Other</u> %
October 12, 1996*	28.19	10.10	33.87	6.10	n/a	n/a	13.35	8.39
November 27, 1999	38.74	5.16	30.50	7.04	n/a	n/a	4.26	14.30
July 27, 2002	41.26	7.00	20.93	7.14	n/a	n/a	10.38	13.29
September 17, 2005	41.10	5.30	39.10	1.51	2.12	n/a	5.72	5.15
November 8, 2008	33.99	6.72	44.93	3.65	2.39	n/a	4.07	4.25
November 26, 2011	27.48	11.06	47.31	1.07	1.43	n/a	6.59	5.06
September 20, 2014	25.13	10.70	47.04	0.69	1.32	n/a	8.66	6.46
September 23, 2017	36.89	6.27	44.45	0.50	1.18	2.44	7.20	1.07
October 17, 2020	50.01	7.86	25.58	7.59	1.17	1.51	2.60	3.70
<u>ROY MORGAN</u>								
March 2020	42.5	11.5	37	3.5	0.5	1	3	1
April 2020	55	7	30.5	2.5	1.5	0.5	2.5	0.5
May 2020	56.5	7	26.5	3.5	1.5	1	2.5	1.5
June 2020	54.5	9	27	5	1	1.5	1.5	0.5
July 2020	53.5	8	26.5	6.5	0.5	1.5	1.5	2
August 2020	48	11.5	28.5	6	0.5	1	2.5	2
September 2020	47.5	9.5	28.5	7	0.5	1.5	2.5	3
NZ Election 2020	50	7.9	25.6	7.6	1.2	1.5	2.6	3.7
November 2020	44	12.5	25.5	10.5	1	2	1.5	3
December 2020	44	10.5	28	10	2	2	2	1.5

*The 1996 Election was the first New Zealand Election contested via MMP (Mixed Member Proportional). At the 1996 Election the Greens Party contested as part of the "Alliance" political grouping with four other political parties.

**The Maori Party was launched in July 2004. The Opportunities Party (TOP) was launched in November 2016.

Two-Party Preferred: Labour Party-led Government vs. Parliamentary Opposition Parties

	Labour Party-led Government (Labour, Greens)	Parliamentary Opposition Parties (National, Act NZ & Maori)
2020		
NZ Election, October 17, 2020*	57.87	34.33

ROY MORGAN NEW ZEALAND POLL

Labour wins the NZ Election and, despite securing a majority of seats in Parliament, signs a 'Cooperation Agreement' with the Greens – October 31, 2020

November 2020	56.5	37
December 2020	54.5	40

*At the 2020 NZ Election the Labour party secured 50.01% of the vote which was enough to govern in their own right but Labour opted to sign a 'Cooperation Agreement' with the Greens, who won 7.86% of the vote. There were three Parties elected to Parliament not in Government led by National (25.58%), Act NZ (7.59%) and the Maori Party (1.17%).

Margin of Error

The margin of error to be allowed for in any estimate depends mainly on the number of interviews on which it is based. The following table gives indications of the likely range within which estimates would be 95% likely to fall, expressed as the number of percentage points above or below the actual estimate. The figures are approximate and for general guidance only, and assume a simple random sample. Allowance for design effects (such as stratification and weighting) should be made as appropriate.

Sample Size	Percentage Estimate			
	40%-60%	25% or 75%	10% or 90%	5% or 95%
1,000	±3.2	±2.7	±1.9	±1.4
1,500	±2.6	±2.2	±1.5	±1.1

NEW ZEALAND: HEADING IN “RIGHT” OR “WRONG” DIRECTION?

Electors were asked: “Generally speaking, do you feel that things in New Zealand are heading in the right direction or would you say things are seriously heading in the wrong direction?”

NZ Roy Morgan Government Confidence Rating: Interviewing Dates (National Party Govt.)

	Sep 5-18, <u>2016</u> %	Oct 10-23, <u>2016</u> %	Nov 7-20, <u>2016</u> %	Nov 28-Dec 11, <u>2016</u> %	Jan 3-16, <u>2017</u> %	Jan 30-Feb 12, <u>2017</u> %	Feb 27-Mar 12, <u>2017</u> %	April 3-16, <u>2017</u> %
Right direction	52	55.5	65	58.5	63	63.5	61.5	58
Wrong direction	35	29	24	27.5	23	23.5	25.5	29
Roy Morgan GCR#	117	126.5	141	131	140	140	136	129
Can't say	13	15.5	11	14	14	13	13	13
TOTAL	100	100	100	100	100	100	100	100

NZ Roy Morgan Government Confidence Rating: Interviewing Dates (National Party Govt.)

	May 1-14, <u>2017</u> %	May 29-Jun 11, <u>2017</u> %	Jun 26-Jul 9, <u>2017</u> %	July 31-Aug 13, <u>2017</u> %	Aug 28-Sep 10, <u>2017</u> %	Oct 2-15, <u>2017</u> %
Right direction	60.5	61.5	63	62.5	62	58.5
Wrong direction	27	27	23.5	23.5	25	27.5
Roy Morgan GCR#	133.5	134.5	139.5	139	137	131
Can't say	12.5	11.5	13.5	14	13	14
TOTAL	100	100	100	100	100	100

NZ Roy Morgan Government Confidence Rating: Interviewing Dates (Labour Party Govt.)

	Oct 30-Nov 12, <u>2017</u> %	Nov 27-Dec 10, <u>2017</u> %	January <u>2020</u> %	February <u>2020</u> %	March <u>2020</u> %	April <u>2020</u> %	May <u>2020</u> %	June <u>2020</u> %	July <u>2020</u> %	August <u>2020</u> %	Sept. <u>2020</u> %
Right direction	66.5	68	58	59	60.5	77	76	72	71.5	71	70.5
Wrong direction	20	18	29.5	27	25.5	14	17.5	18.5	19	19	19.5
Roy Morgan GCR#	146.5	150	128.5	132	135	163	158.5	153.5	152.5	152	151
Can't say	13.5	14	12.5	14	14	9	6.5	9.5	9.5	10	10
TOTAL	100	100	100	100	100	100	100	100	100	100	100

NZ Roy Morgan Government Confidence Rating: Interviewing Dates (Labour Party Govt.)

	Oct. <u>2020</u> %	Nov. <u>2020</u> %	Dec. <u>2020</u> %
Right direction	68.5	69.5	71.5
Wrong direction	21	20	18
Roy Morgan GCR#	147.5	149.5	153.5
Can't say	10.5	10.5	10.5
TOTAL	100	100	100

#Roy Morgan GCR = Roy Morgan Government Confidence Rating (The Roy Morgan GCR is 100 plus the difference between the percentage of Kiwis who say the country is “heading in the right direction” and the percentage who say the country is “seriously heading in the wrong direction”).

Finding No. 8609 taken from Computer Report No. 2449

The Roy Morgan Poll is conducted by the **ONLY** Australian and NZ member of the Gallup International Association. No other public opinion poll taken in Australia or New Zealand has this qualification.